

## Local area SEND report

This report presents the statistics on SEND available for Wirral, compared to your selected comparison group of Children's services near neighbours for Wirral. This should help to assess how well arrangements since the reforms are working and compare delivery across local areas.

The aim is to bring local area SEND data into one place, providing an evidence base that can be a starting point for conversations at a local and national level on progress and priorities.

However, this is not a checklist against which local areas should measure performance. These statistics tell only part of the story, and what makes a successful outcome will vary hugely for individual children and young people.

Much of the information below is education-focused - this is because most of the data available currently relates to education. The Department for Education is working with the Department of Health to link data from their Children and Young People's Health Services Data Set to the national pupil database, as this will increase health data for SEND pupils significantly. We hope to add this data to this report once available.

### Report Contents:

- Local area SEND information
- Implementation of the reforms
- Attainment of pupils with SEN
- Preparation for adulthood
- Experience of the system

The metrics below are those available at a local authority level currently, which relate to SEND. If there are other metrics which meet this criteria that you think would improve the report, or you have any other feedback on how we could improve the report, please contact us by emailing [send.research@education.gsi.gov.uk](mailto:send.research@education.gsi.gov.uk).

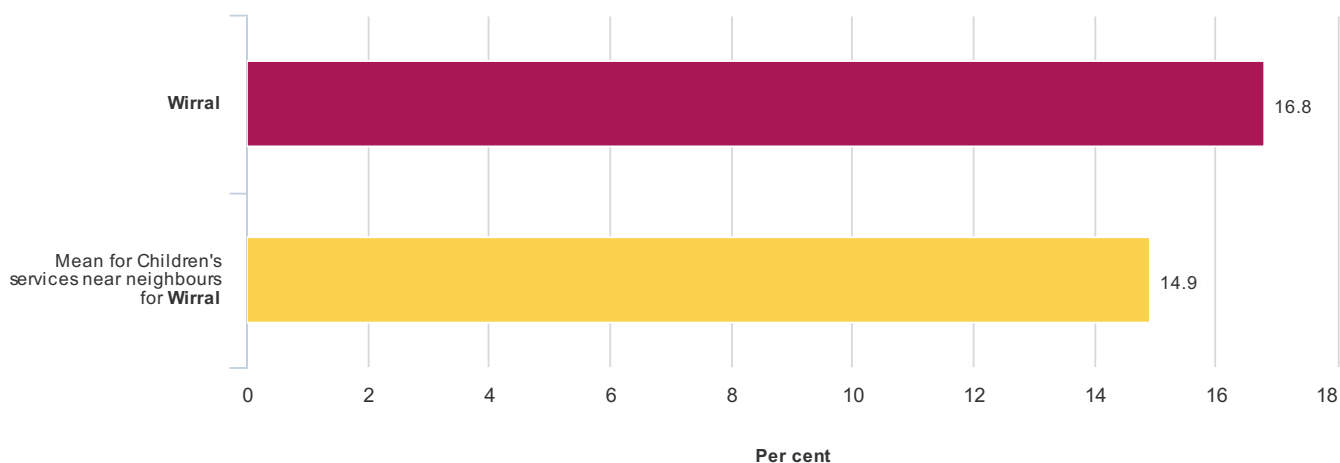
The data in the metrics below will update automatically each time the latest data is published. If any values are missing from the database a 'no value' will appear, this is because a figure was not available from published sources. Please use the feedback form:

<http://joinform.local.gov.uk/feedback> if you have any technical queries regarding the report or the data collections used.

### Local area SEND information

In Wirral 16.8% of pupils have a type of special educational need or disability (SEND), compared to 14.9% in Children's services near neighbours for Wirral. NB these figures, and those in the first three charts below, are for pupils attending schools in Wirral. They do not include children and young people for whom Wirral is responsible but has placed out of borough.

**% of pupils with SEN (2015/16 (academic))**

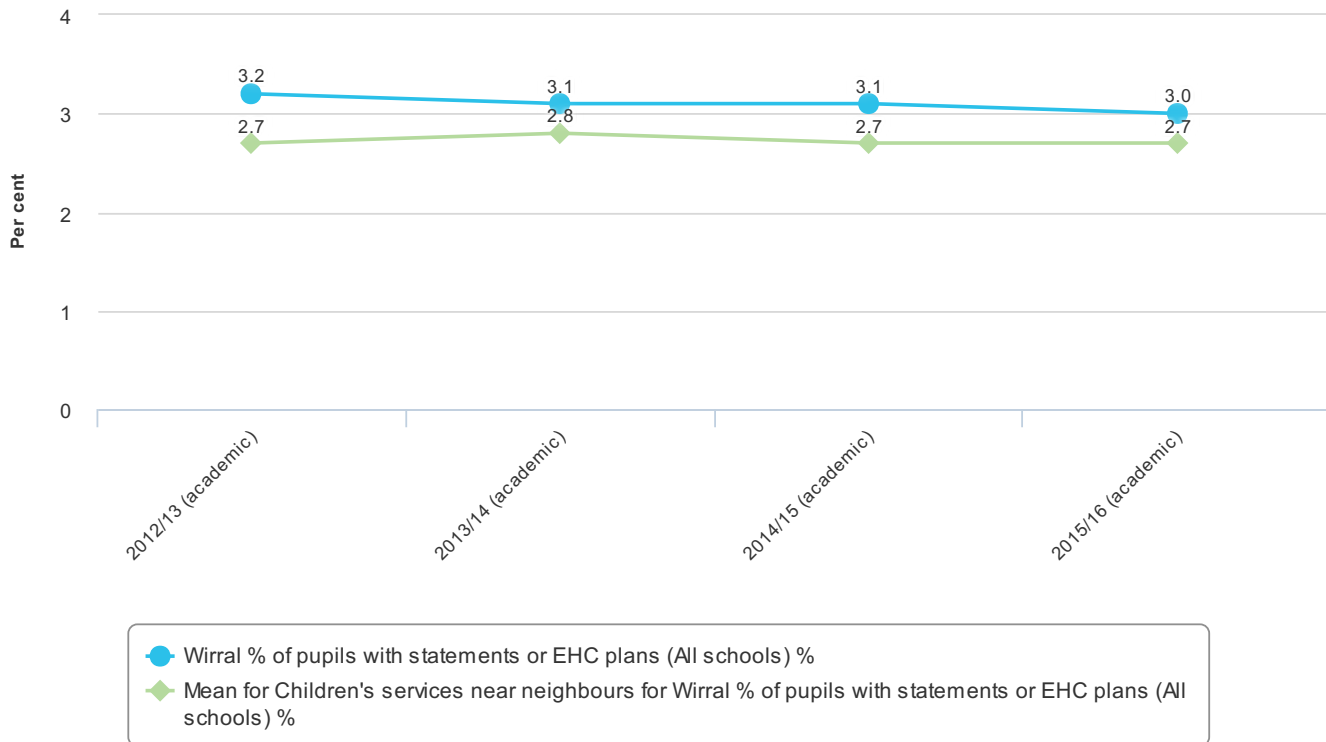


**Source:**

Metric ID: 2212, Department for Education, Special Educational Needs in England

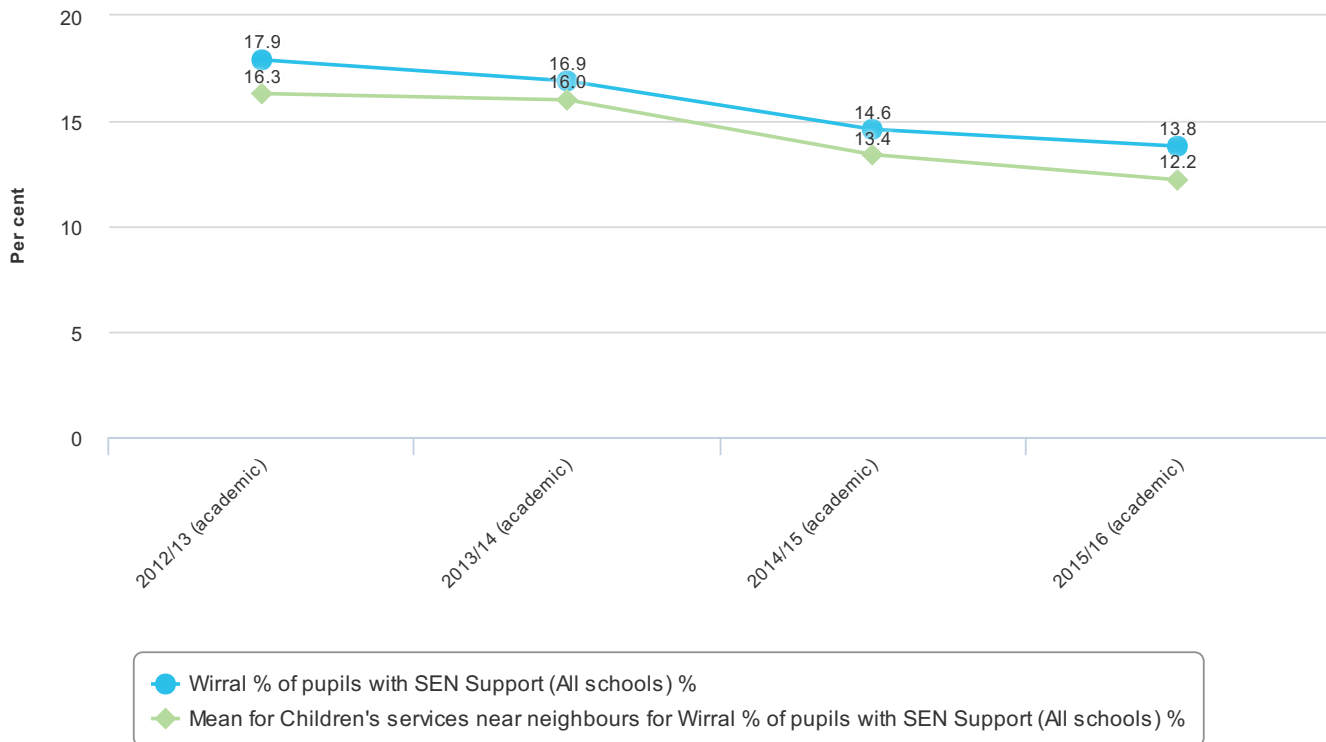
Across Children's services near neighbours for Wirral, the proportion of pupils with statements or education, health and care (EHC) plans ranges from 2.2% to 3.7%. Wirral has a value of 3.0%, compared to an average of 2.7% in Children's services near neighbours for Wirral.

### % of pupils with a statement or EHC Plan



**Source:**  
**Metric ID:** 2213, Department for Education, Special Educational Needs in England  
 For SEN support the proportion for Children's services near neighbours for Wirral ranges from 8.6% to 16.3%. Wirral has a value of 13.8%, compared to an average of 12.2% in Children's services near neighbours for Wirral.

### % of pupils with SEN Support in all schools

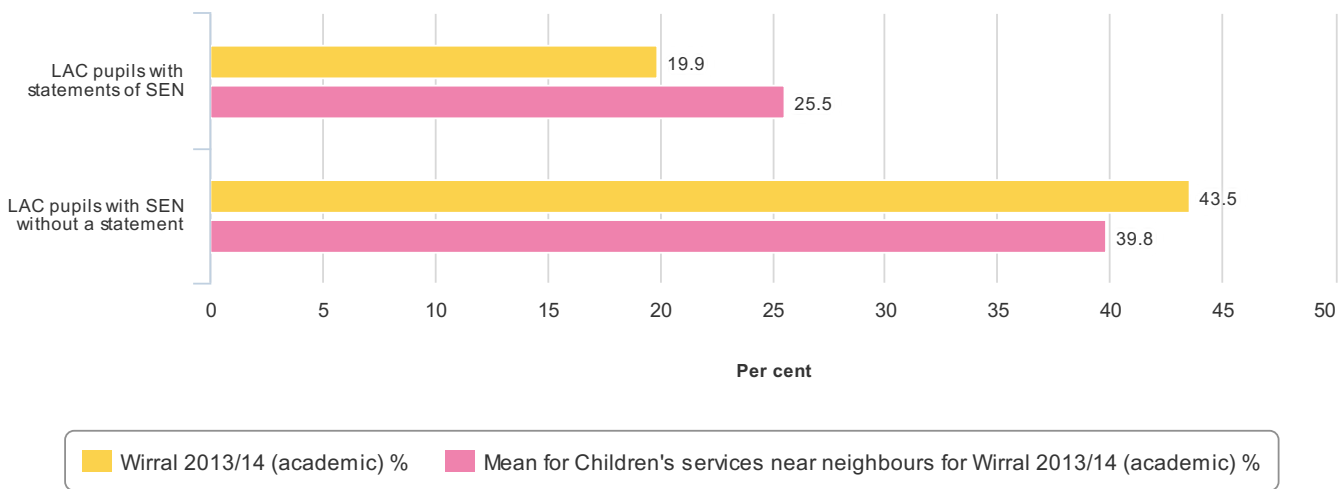


**Source:**  
**Metric ID:** 2214, Department for Education, Special Educational Needs in England

## Looked after children and children in need

Looked after children are defined as those looked after by the local authority for one day or more. In Wirral, 43.5% of looked after children are on SEN support, compared to 39.8% in Children's services near neighbours for Wirral. 19.9% of looked after children in Wirral have a statement of SEN or EHCP, compared to 25.5% in Children's services near neighbours for Wirral.

### % of looked after children with statements of SEN and % looked after children with SEN without a statement (2013/14 (academic))



#### Source:

Metric ID: 2133, Department for Education, Outcomes for Children Looked After by Local Authorities in England

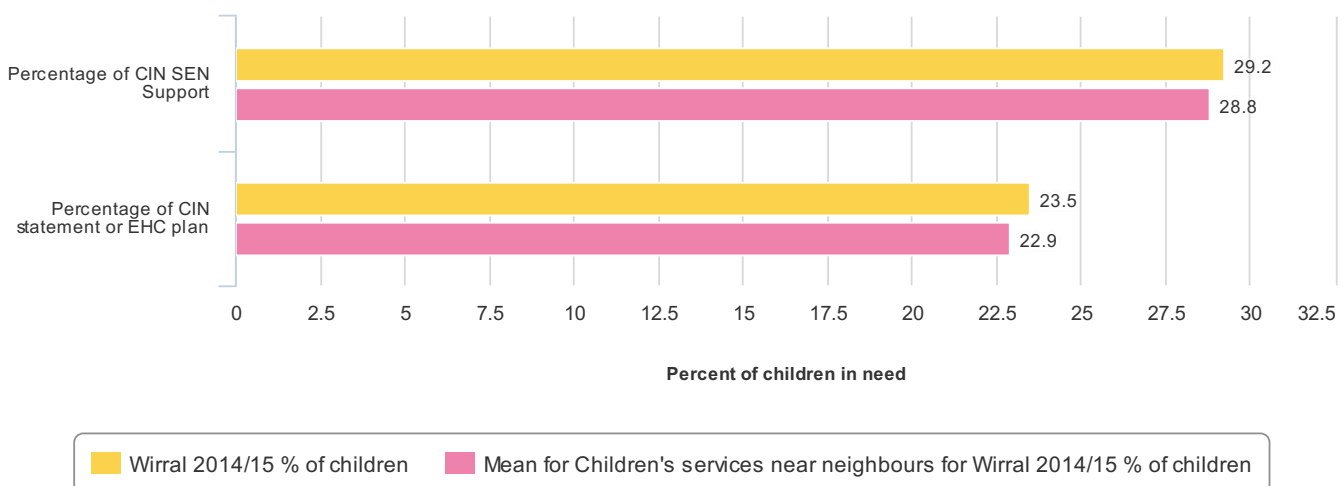
Metric ID: 2134, Department for Education, Outcomes for Children Looked After by Local Authorities in England

## Children in Need

Children in need are defined in law as children who need local authority services to achieve or maintain a reasonable standard of health or development, need local authority services to prevent significant or further harm to health or development, or are disabled.

In Children's services near neighbours for Wirral, 28.8% of Children in Need are on SEN support and 22.9% have a statement of SEN or EHCP. In Wirral, 29.2% of children in need are on SEN support and 23.5% of children in need have a statement of SEN or EHCP.

### % of children in need with SEN support and % of children in need with statements or EHC plans (2014/15)

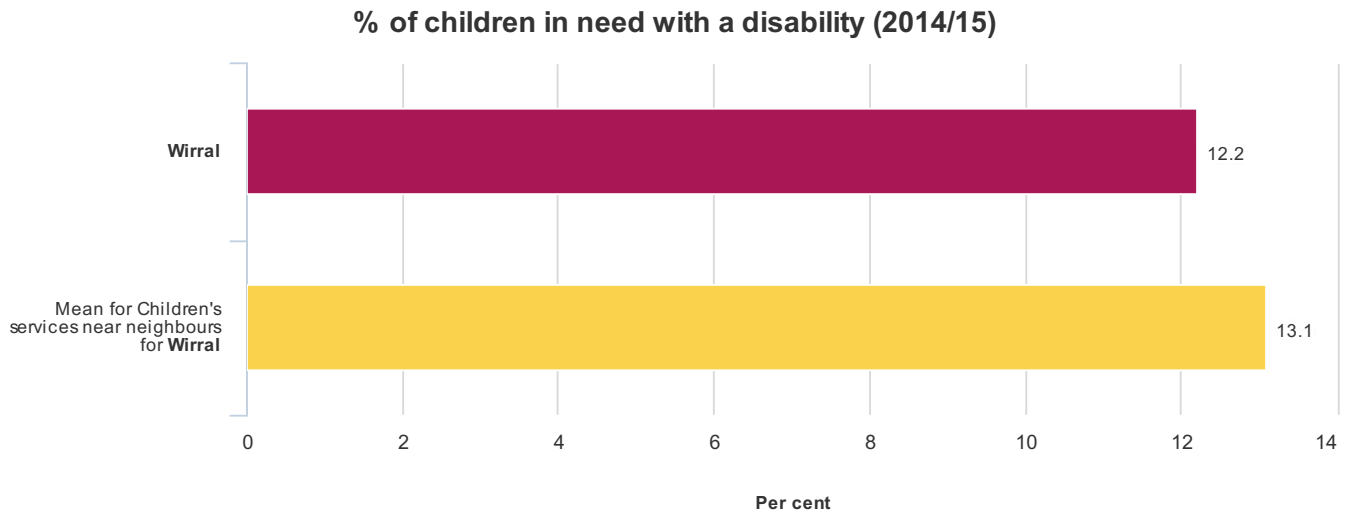


#### Source:

Metric ID: 4852, Department for Education, Characteristics of Children in Need in England: Outcomes tables

Metric ID: 4855, Department for Education, Characteristics of Children in Need in England: Outcomes tables

In Wirral, 12.2% of school-age children in need have a disability, compared to 13.1% in Children's services near neighbours for Wirral.



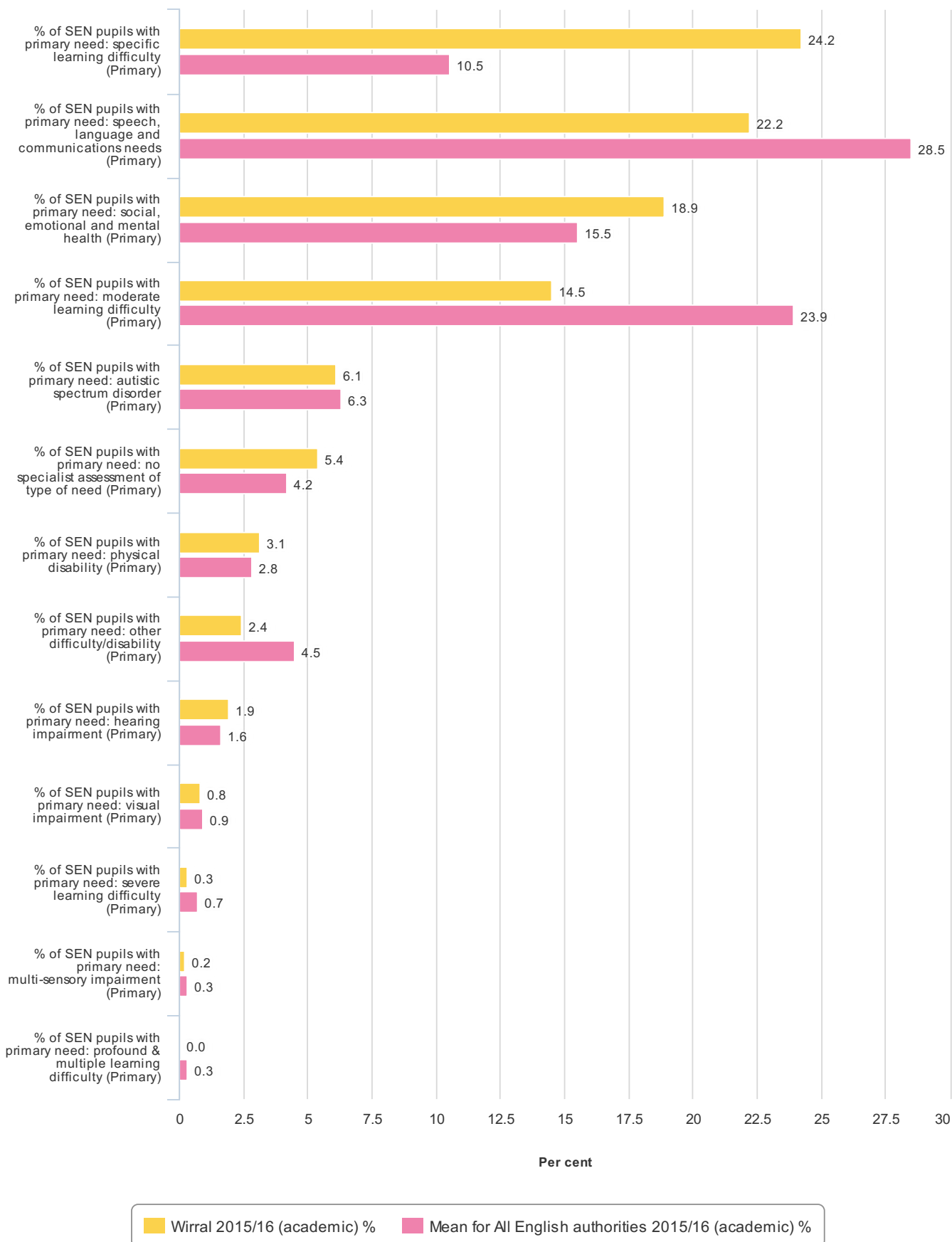
Source:

Metric ID: 2246, Department for Education, Characteristics of Children in Need in England

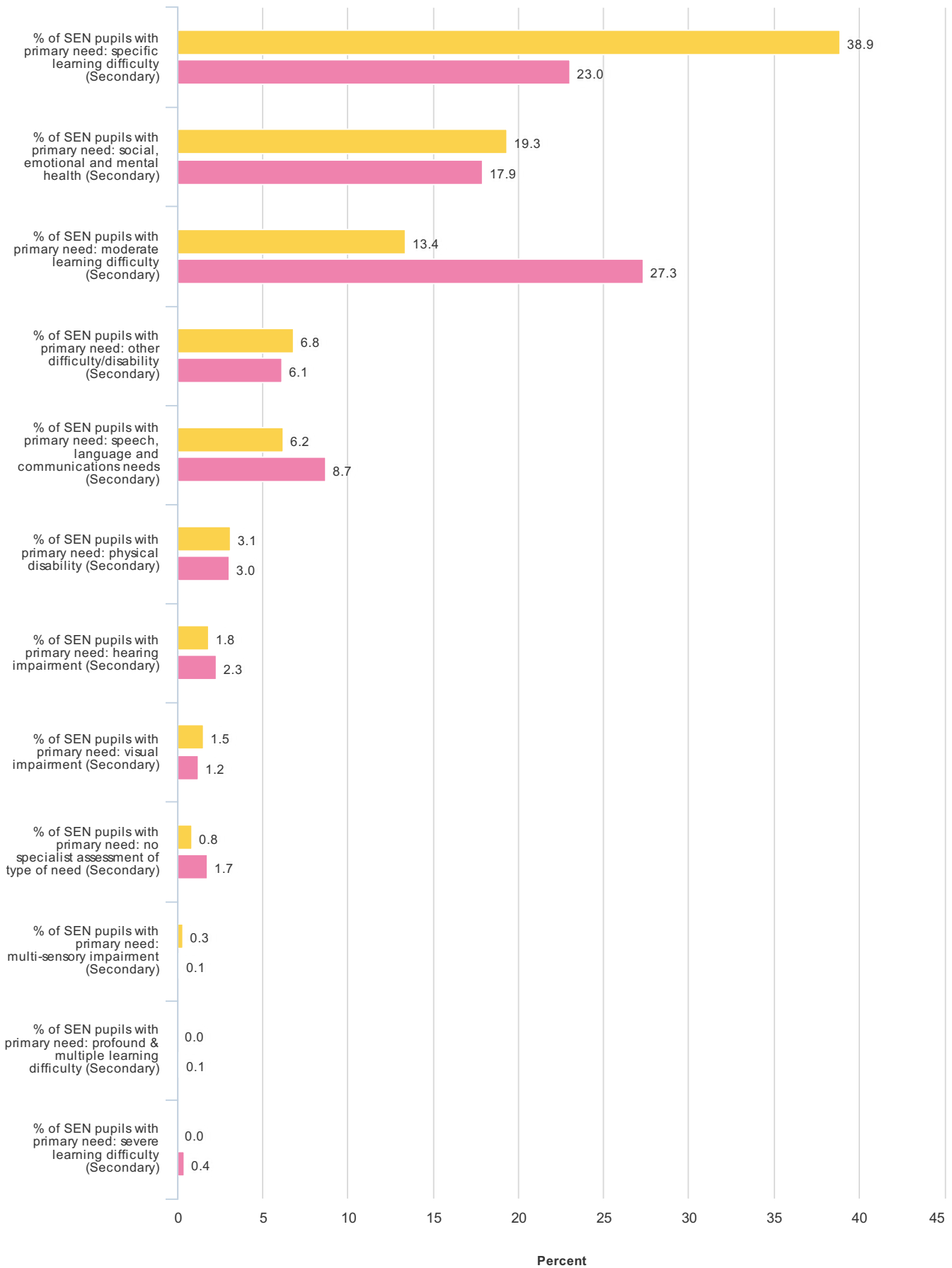
## Primary Need

A child or young person has SEN if they have a learning difficulty or disability which calls for special educational provision to be made for them. All pupils with SEN have an assessment of their primary need. The following charts show the breakdown of need in Wirral by primary, secondary and special school, compared to the national averages and ranked by prevalence.

### Primary need in primary schools

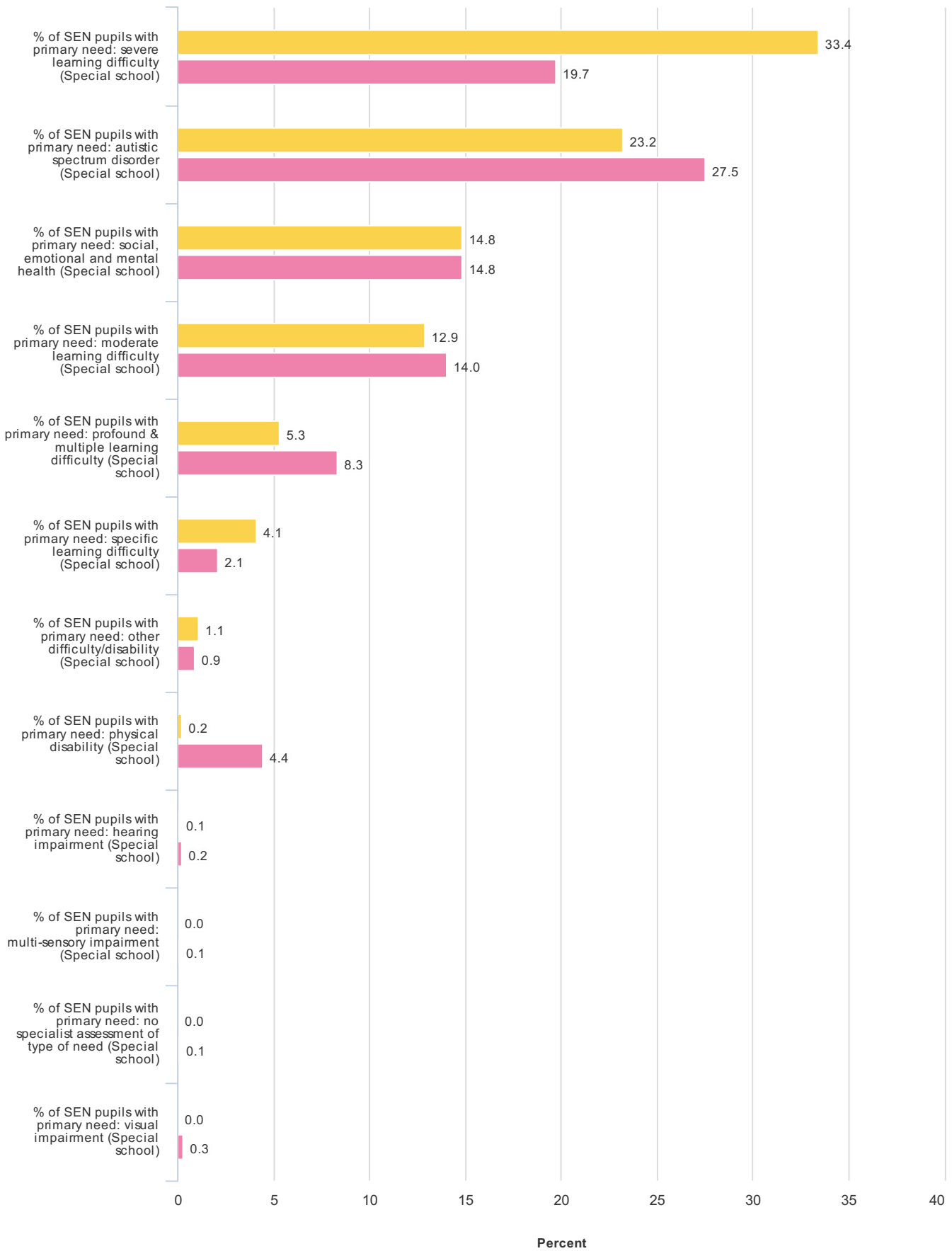


## Primary need in secondary schools



■ Wirral 2015/16 (academic) %    
 ■ Mean for Children's services near neighbours for Wirral 2015/16 (academic) %

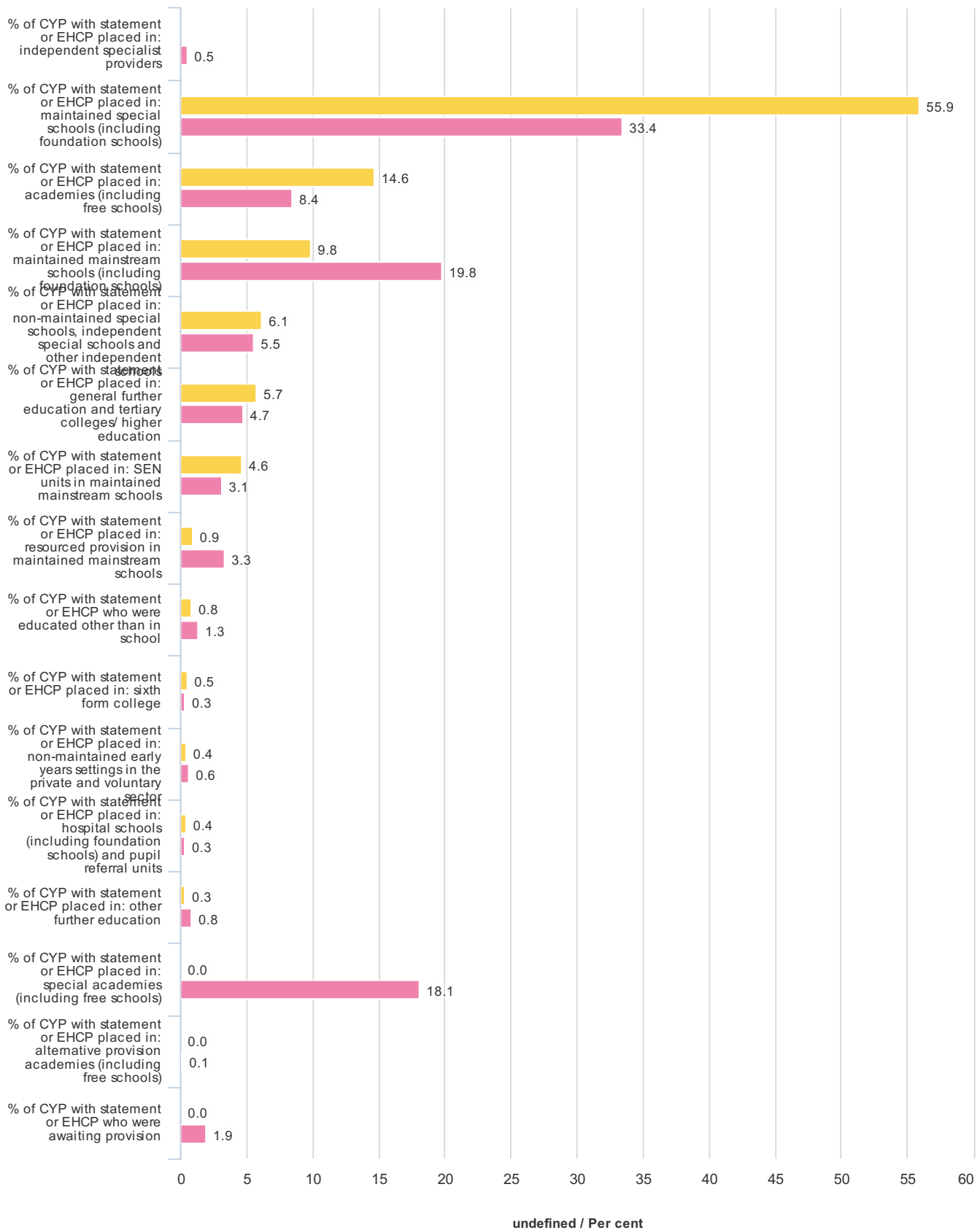
## Primary need in special schools



■ Wirral 2015/16 (academic) %    
 ■ Mean for Children's services near neighbours for Wirral 2015/16 (academic) %

The child's parent or the young person has the right to request a particular school, college or other institution to be named in their EHC plan. The chart below shows the type of schools pupils with statements or EHC plans have been placed in by Wirral, compared to national averages and ranked by frequency.

### Placement of children and young people for whom the LA maintain a statement or EHC plan



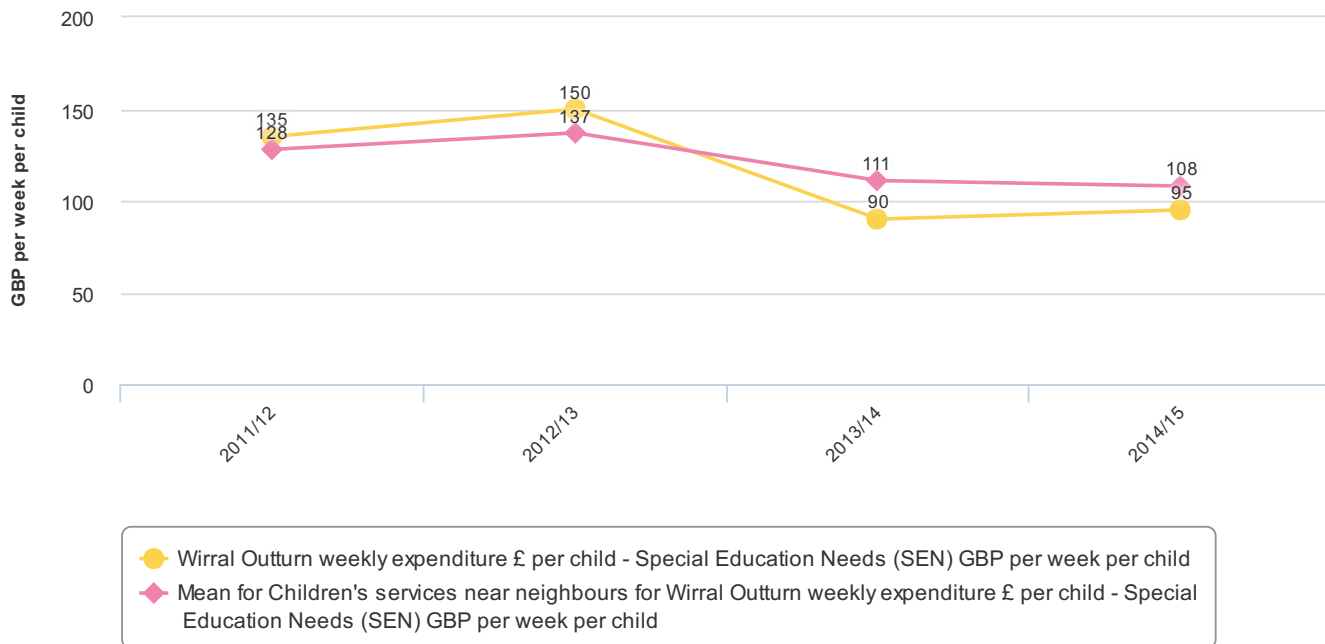
■ Wirral 2015/16 (academic) %    
 ■ Mean for Children's services near neighbours for Wirral 2015/16 (academic) %



## Reported expenditure

The metrics below show the reported expenditure on SEND in Wirral. This figure is based on the total reported weekly expenditure on SEN by the local authority, divided by the number of pupils with statements or EHC plans. In Wirral, this figure is £95 per week per child, in the previous period it was £90; this compares to the average for Children's services near neighbours for Wirral of £108.

### Weekly expenditure £ per child with SEN (from 2011/12 to 2014/15)

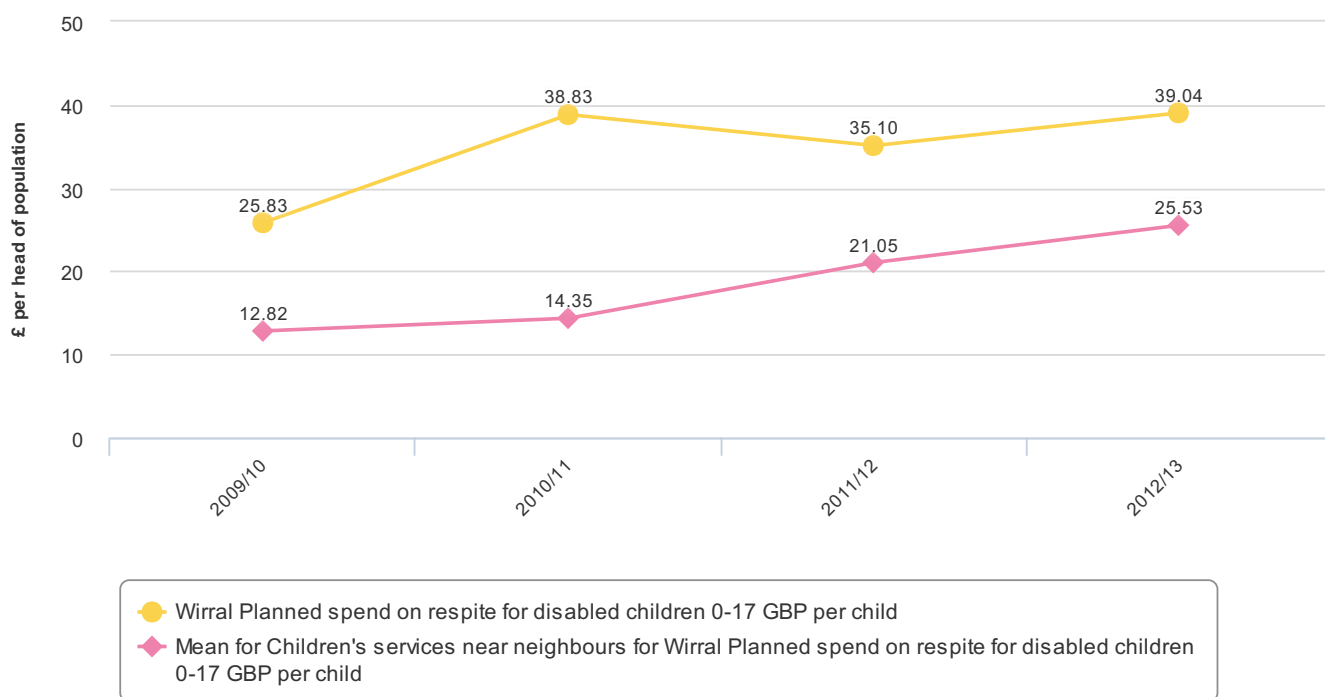


#### Source:

Metric ID: 3440, Department for Education, LAIT

Councils also provide respite for disabled children aged 0-17. In Wirral, planned spend in the most recent period was £39.04 per child, compared to £35.10 in the previous period; in Children's services near neighbours for Wirral, the average is £25.53 per child, an increase since the previous period (£21.05). This figure is calculated by taking the local area's planned expenditure on short breaks and dividing this by the number of 0-17 year olds in the LA.

### Planned spend on respite for disabled children 0-17 in (from 2009/10 to 2012/13)



#### Source:

Metric ID: 863, Public Sector Audit Appointments Limited (PSAA), Education Estimates (Section 251, formerly section 52)

## Implementation of the reforms

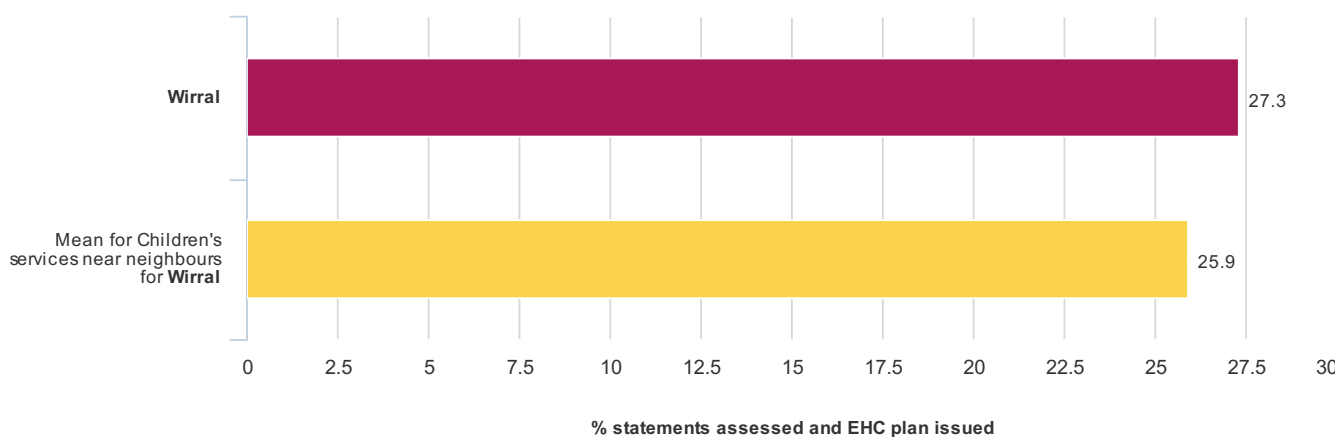
The 2014 Act introduced the biggest reforms to SEND in a generation, aimed at making the system less confrontational, promoting better involvement of parents and increasing focus on outcomes and transition to adult life.

An important part of these reforms was the move from statements of SEN to more holistic education, health and care (EHC) plans. EHC plans will ensure that a young person's needs are assessed in a coherent way across education, health and social care services. They can remain in place from birth to the age of 25 and have a clear focus on outcomes, including the support a young person will need to achieve them. EHC plans must be produced by the local area in partnership with parents, children and young people and based on a co-ordinated approach to the delivery of services across education, health and care, supported by a duty to plan and commission services jointly.

Local areas have until April 2018 to complete transition to the new system, and every local authority has published an individual local transition plan setting out the timings for transfers to the new system.

In the most recent period, 27.3% of children and young people with statements in Wirral have been issued with an EHC plan, compared with an average of 25.9% for Children's services near neighbours for Wirral.

### % of children and young people (0-25) with statements assessed and EHC plan issued (2015/16 (academic))



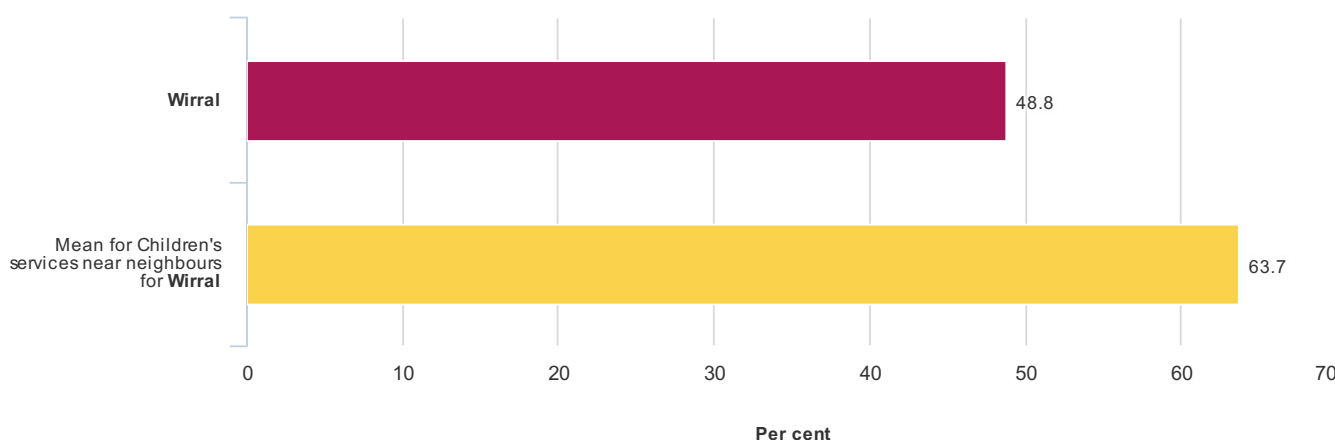
Source:

Metric ID: 4845, Department for Education, Statements of SEN and EHC plans England

## Meeting statutory timelines

It is in the interests of all those concerned that EHC needs assessments are carried out in a timely manner. Regulations set out that the overall time it takes from the local authority receiving a request for an assessment and the final EHC plan being issued (if one is required) should be no longer than 20 weeks. In Wirral, 48.8% were issued within 20 weeks, excluding exceptions, compared to the Children's services near neighbours for Wirral average of 63.7%.

### % of new EHC plans issued within 20 weeks, excluding exceptions (2015)



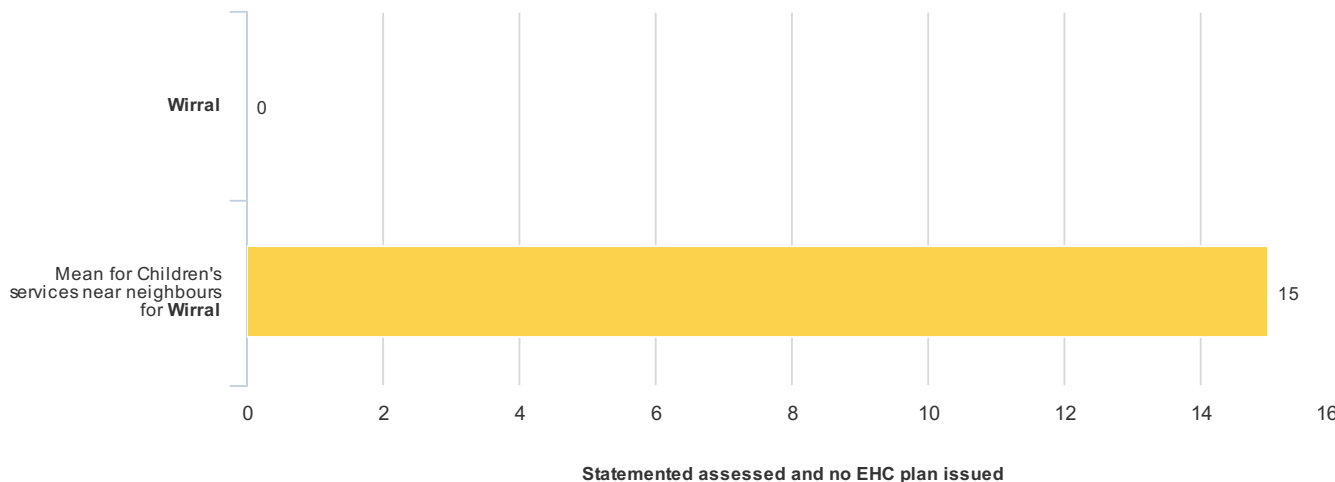
Source:

Metric ID: 4737, Department for Education, Statements of SEN and EHC plans England

## Discontinued statements

It is expected that all those who have a statement and who would have continued to have one under the current system, will be transferred to an EHC plan – no-one should lose their statement and not have it replaced with an EHC plan simply because the system is changing. The following chart shows that the number of children with statements who the local authority has assessed as not requiring an EHC plan. In Wirral, this decision was made for 0 statements, compared to the Children's services near neighbours for Wirral average of 15.

### No. of children and young people (0-25) with statements assessed and no EHC plan issued (assessments) (2015/16 (academic))



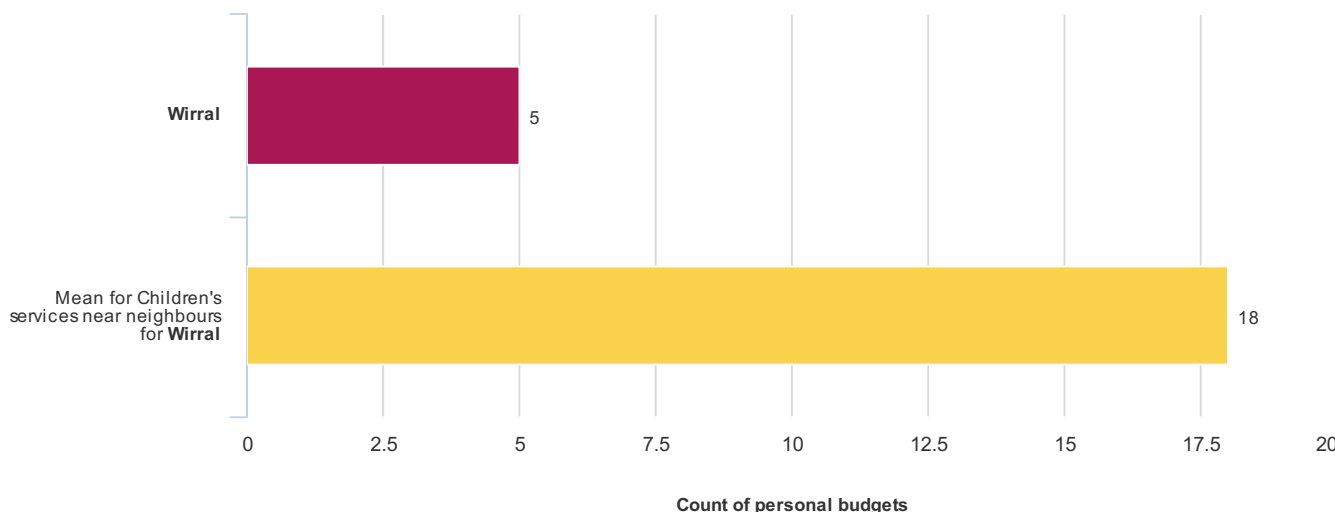
Source:

Metric ID: 4740, Department for Education, Statements of SEN and EHC plans England

## Personal budgets

The reforms enabled greater personalisation of support through the use of a personal budget to provide children and young people with real choice and control over the design of their care and education package. The personal SEN budget is a sum of money made available by the local authority, at the request of a parent or young person, if it is clear that without this additional (top-up) funding, it will not be possible to meet the child's learning needs. In Wirral, 5 people have taken up personal budgets, compared to the Children's services near neighbours for Wirral average of 18. Please note that where values have been suppressed, this means that the number of pupils is too low to be published.

### No. of personal budgets taken up for EHC plans issued & transferred or reviewed (2015)



Source:

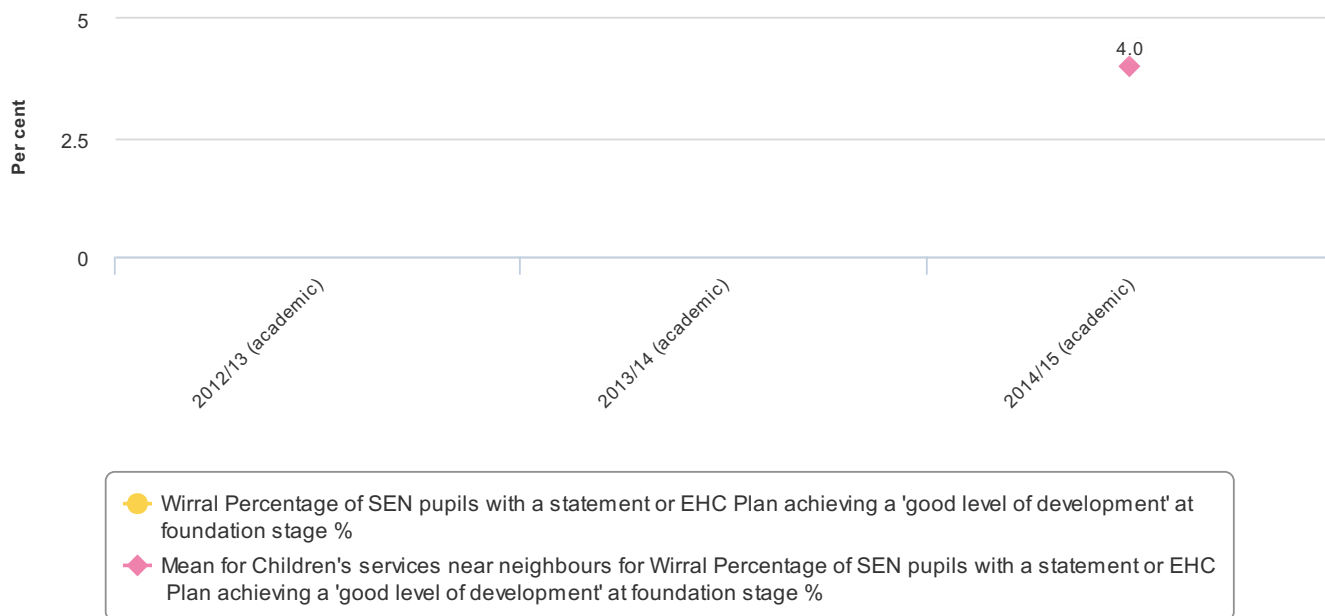
Metric ID: 4856, Department for Education, Statements of SEN and EHC plans England

# Attainment of pupils with SEN

The Early Years Foundation Stage Profile (EYFSP) is a teacher assessment of a child's development at the end of the academic year in which they turn five. Suppressed of children with statements of SEN or EHC plans and 20.0% of children on SEN support in Wirral achieve a good level of development, defined as achieving in 7 areas of learning covering 17 early learning goals. This compares to an Children's services near neighbours for Wirral average of 4.0% for children with statements of SEN or EHC plans and 21.5% for children on SEN support.

Please note that where values are not displayed, this is a result of them being suppressed, which means that the number of pupils is too low to be published.

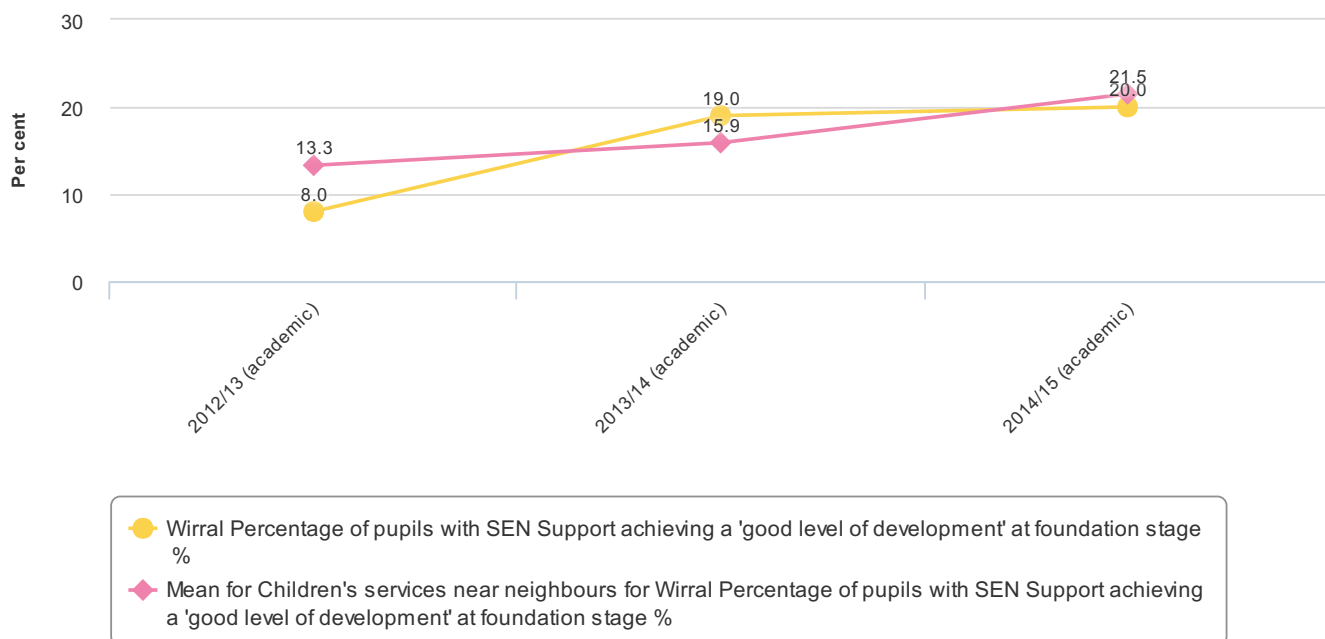
**% of SEN pupils with a statement or EHC plan achieving a 'good level of development' at foundation stage (from 2012/13 (academic) to 2014/15 (academic))**



Source:

Metric ID: 4685, Department for Education, Early years foundation stage profile attainment by pupil characteristics

**% of pupils with SEN support achieving a 'good level of development' at foundation stage (from 2012/13 (academic) to 2014/15 (academic))**



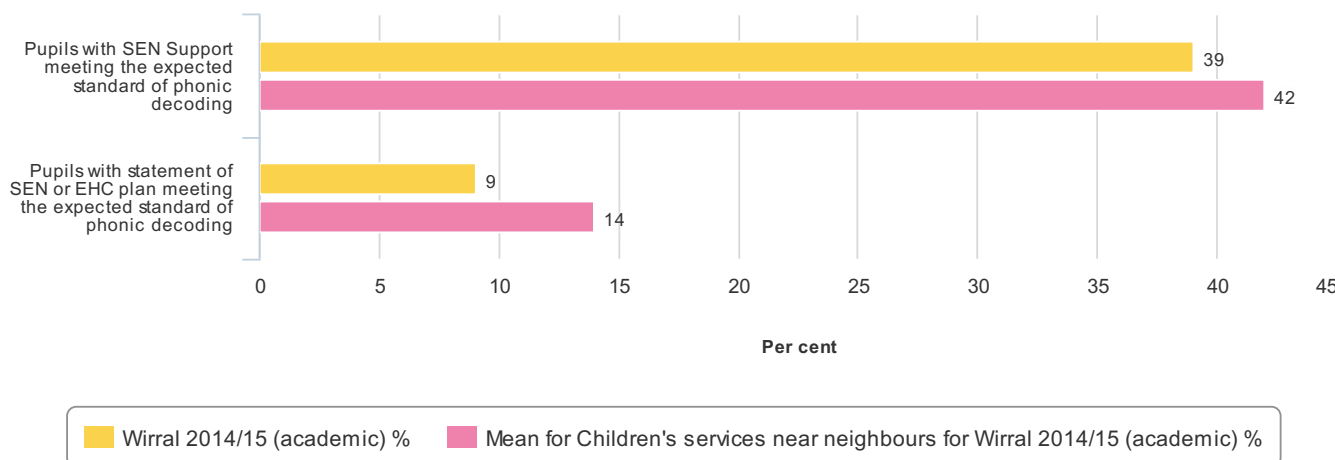
Source:

Metric ID: 4684, Department for Education, Early years foundation stage profile attainment by pupil characteristics

## Phonics

The phonics approach teaches children to decode words by sound, rather than recognising whole words. The phonics screening check is designed to confirm whether pupils have learnt phonic decoding to an appropriate standard. In Wirral, 39% of pupils with SEN Support are meeting the expected standard of phonic decoding, compared to a Children's services near neighbours for Wirral average of 42%. 9% of pupils with statements in Wirral meet the standard, compared to 14% in Children's services near neighbours for Wirral.

**% of pupils with SEN support and % of pupils with a statement or EHC plan meeting the expected standard of phonic decoding (2014/15 (academic))**



Source:

Metric ID: 4667, Department for Education, Phonics screening check and key stage 1 assessments: England

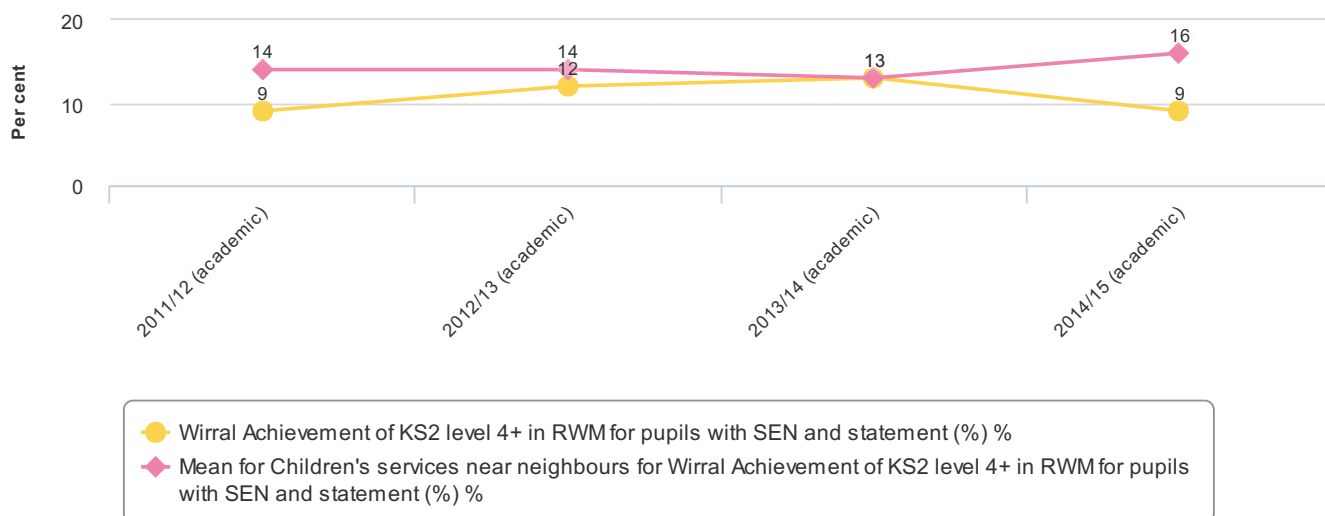
Metric ID: 4668, Department for Education, Phonics screening check and key stage 1 assessments: England

## Key Stage 2

All children in state funded primary schools are required to take part in key stage 2 national curriculum assessments before they move to secondary school. Pupils are expected to achieve level 4 by the end of key stage 2, and to make at least two levels of progress between key stage 1 and key stage 2. The tests are designed to show what pupils have achieved in selected parts of a subject at the end of each key stage.

9% of pupils with statements of SEN or EHC plans and 42% of pupils on SEN support in Wirral achieve a level 4 or above in reading, writing and mathematics at KS2. For pupils with statements, this is worse than the previous period (13%) and for pupils with SEN support this is the same as the previous period (42%). This compares an Children's services near neighbours for Wirral average of 16% for pupils with statements of SEN or EHC plans, and 47% for pupils on SEN support. The third chart in this series shows attainment for children with no SEN, which stands at 91% in Wirral and 93% in Children's services near neighbours for Wirral.

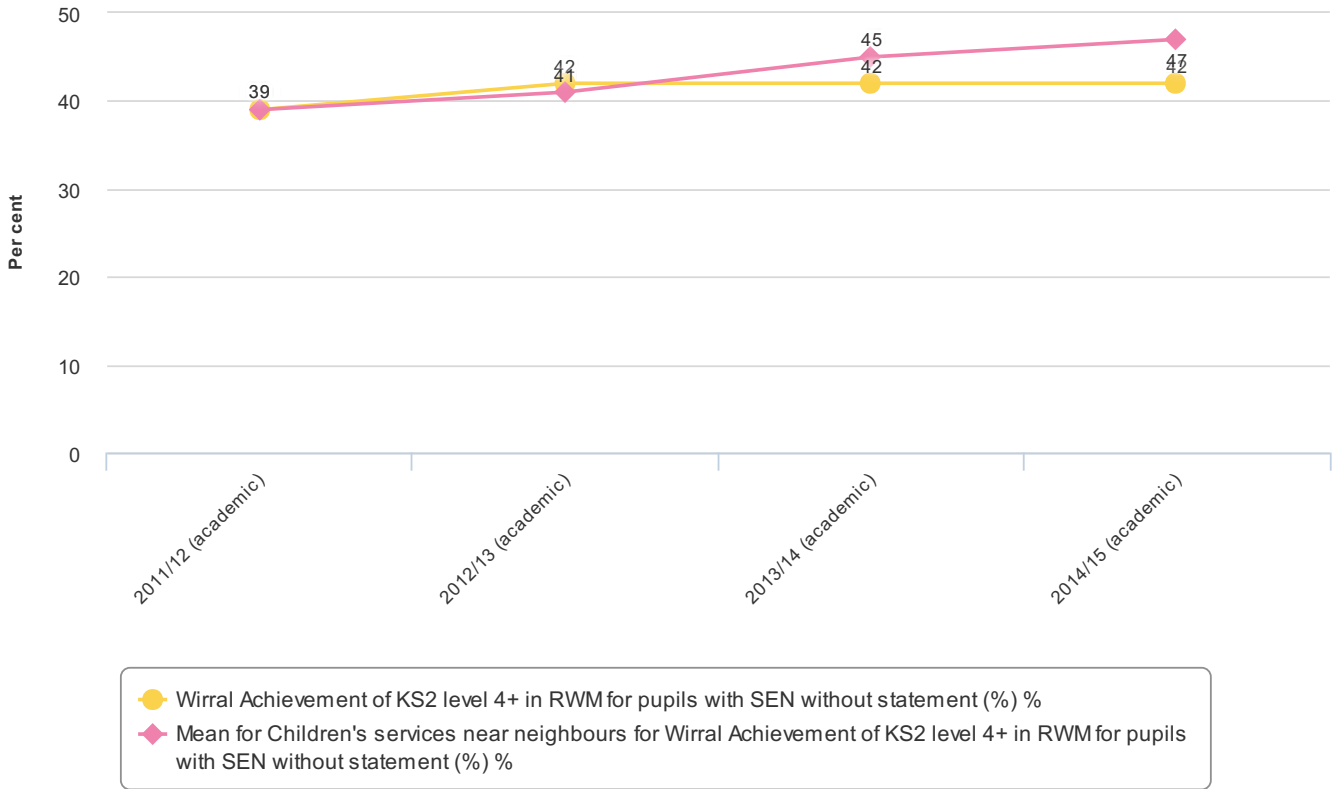
**% of pupils with SEN with a statement attaining level 4 or above at KS2 in reading & writing and maths (from 2011/12 (academic) to 2014/15 (academic))**



Source:

Metric ID: 4307, Department for Education, National curriculum assessments at Key Stage 2 (KS2)

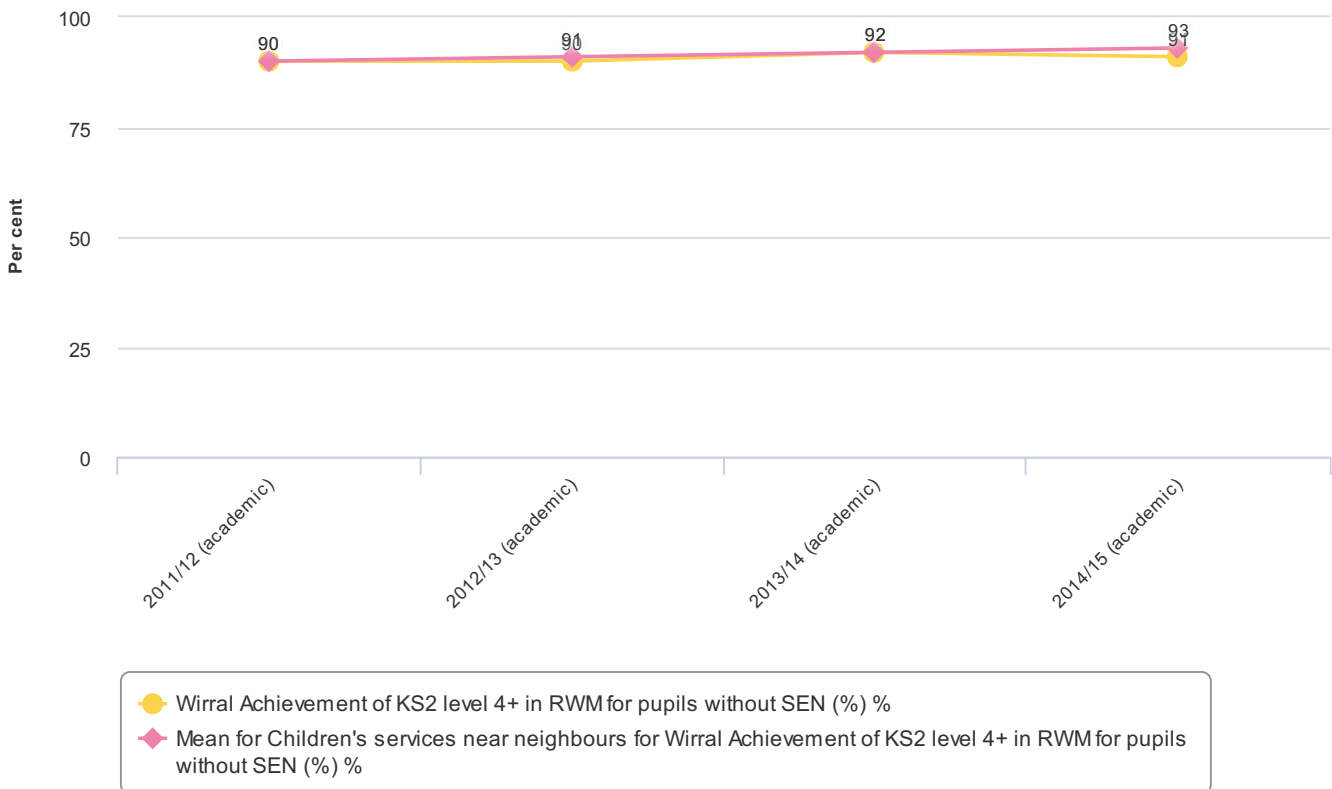
**% of pupils with SEN but without a statement attaining level 4 or above at KS2 in reading & writing and maths (from 2011/12 (academic) to 2014/15 (academic))**



Source:

Metric ID: 4306, Department for Education, National curriculum assessments at Key Stage 2 (KS2)

**% of pupils with no identified SEN attaining level 4 or above at KS2 in reading & writing and maths (from 2011/12 (academic) to 2014/15 (academic))**

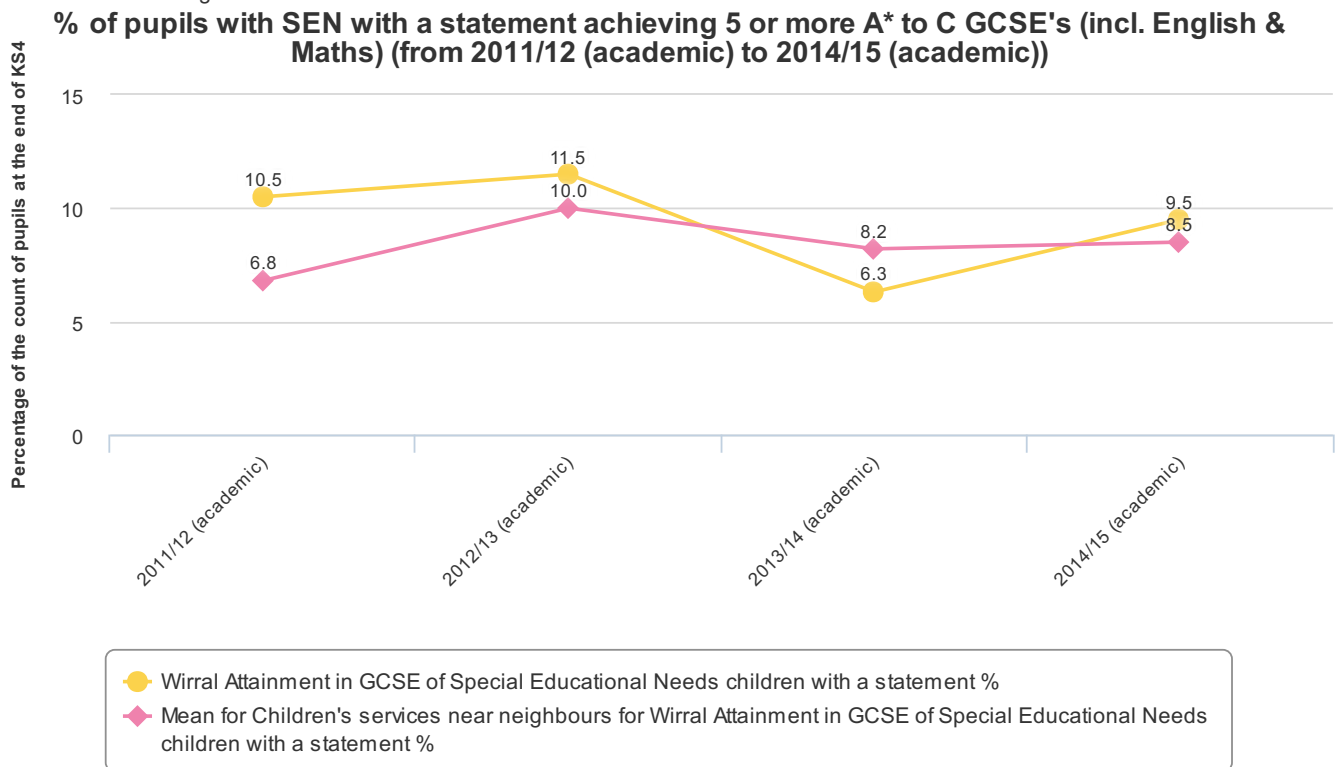


Source:

Metric ID: 4303, Department for Education, National curriculum assessments at Key Stage 2 (KS2)

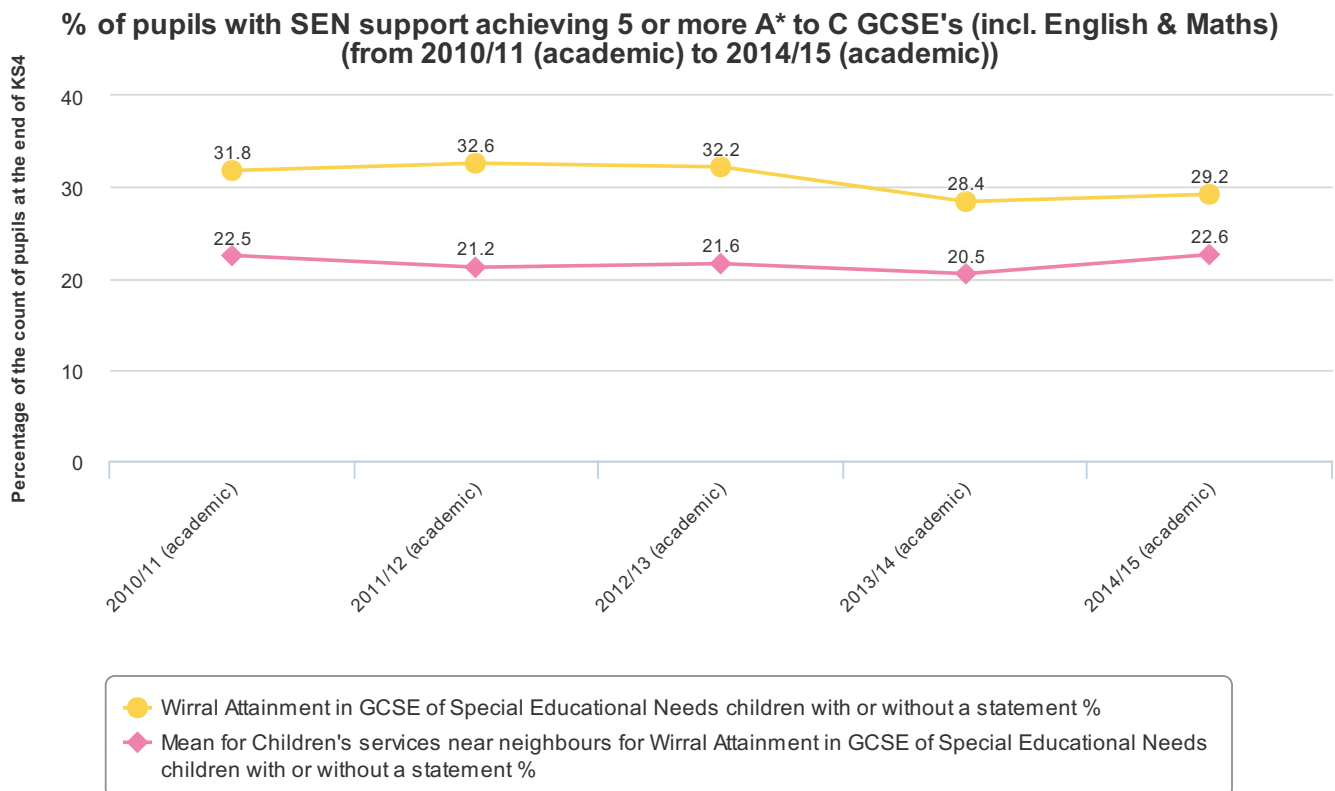
## Key Stage 4 (GCSE)

9.5% of pupils with statements of SEN or EHC plans and 29.2% of pupils on SEN support in Wirral achieve 5A\*-C inc. English and maths at KS4. This compares to the Children's services near neighbours for Wirral average of 8.5% for pupils with statements of SEN or EHC plans, and 22.6% for pupils on SEN support. For comparison, of pupils with no SEN, 70.7% in Wirral and 63.2% in Children's services near neighbours for Wirral achieve 5A\*-C inc. English and maths at KS4.



Source:

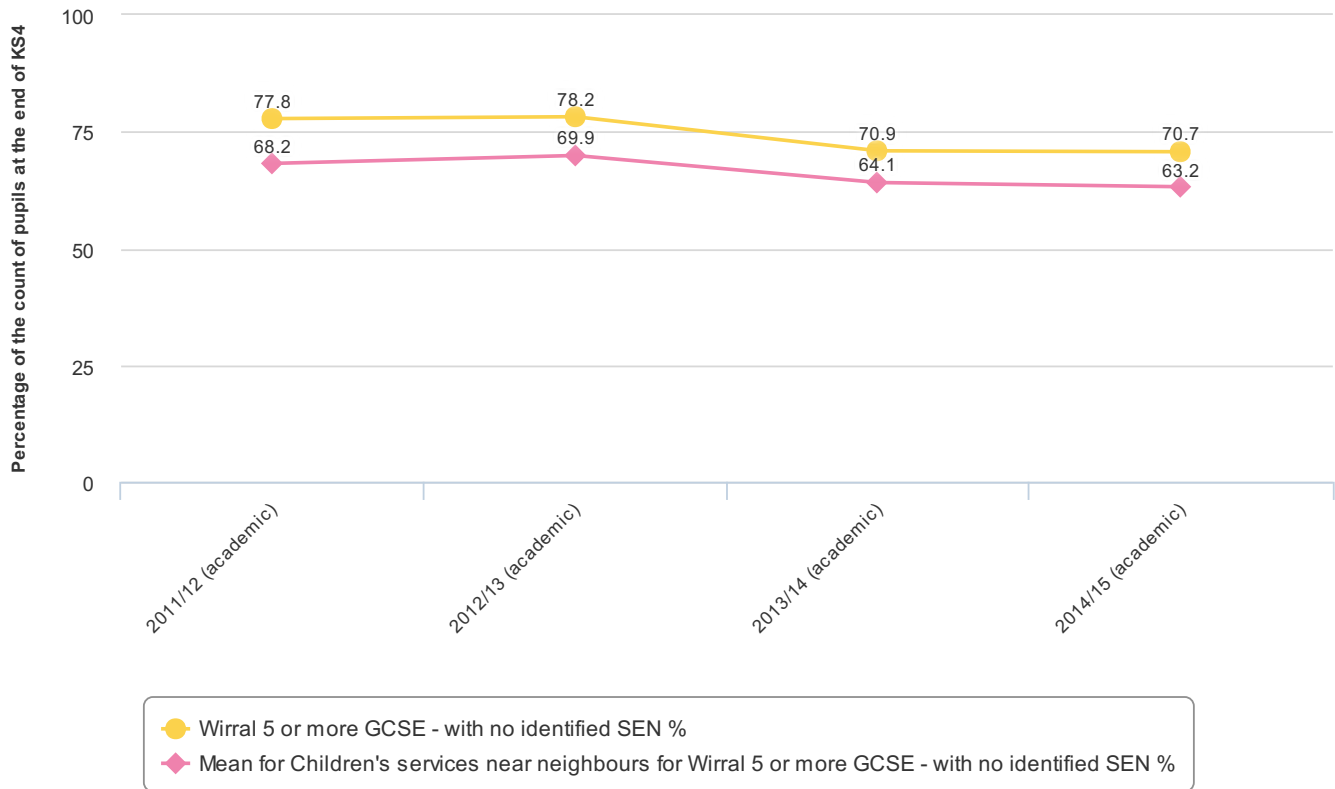
Metric ID: 921, Department for Education, GCSE and equivalent attainment by pupil characteristics



Source:

Metric ID: 897, Department for Education, GCSE and equivalent attainment by pupil characteristics

**% of pupils with no identified SEN achieving 5 or more A\* to C GCSE's (incl. English & Maths) (from 2011/12 (academic) to 2014/15 (academic))**



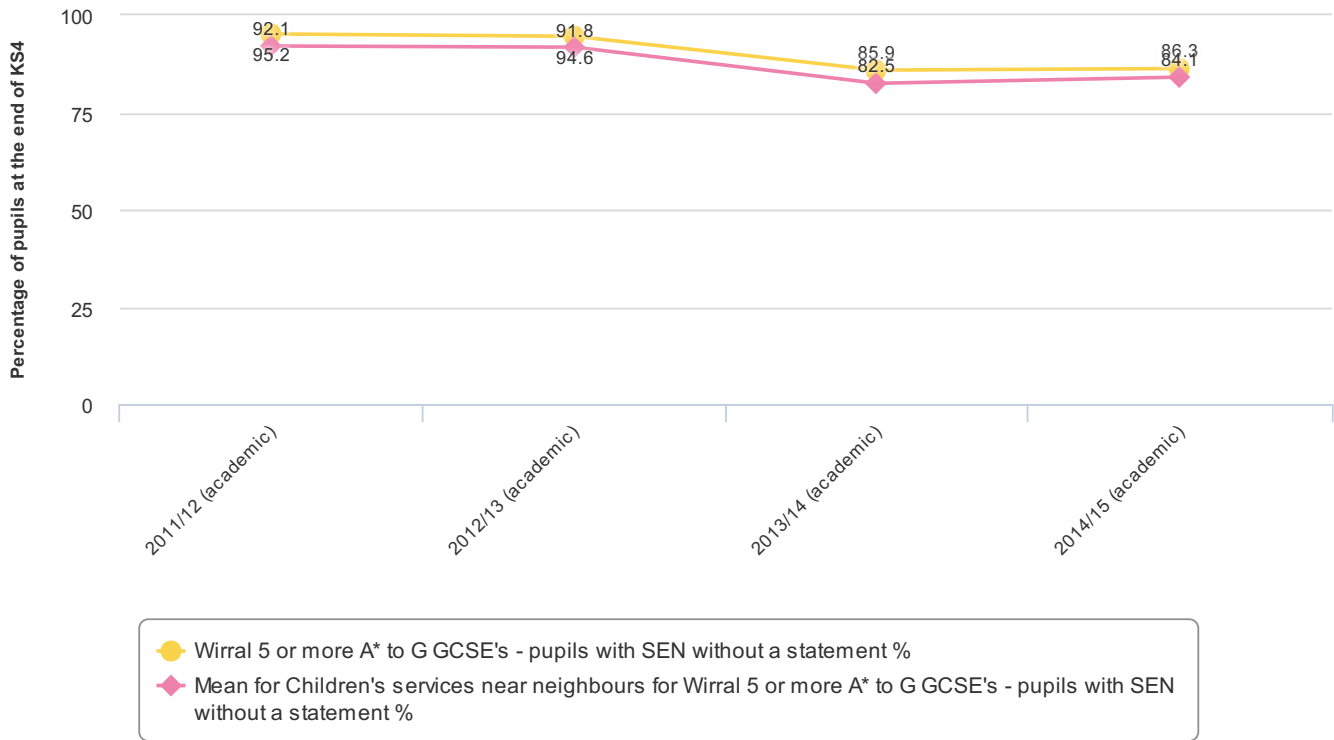
Source:

Metric ID: 2181, Department for Education, GCSE and equivalent attainment by pupil characteristics



46.9% of pupils with statements of SEN or EHC plans and 86.3% of pupils on SEN support in Wirral achieve 5A\*-G inc. English and maths at KS4. This compares to the Children's services near neighbours for Wirral average of 35.5% for pupils with statements of SEN or EHC plans, and 84.1% for pupils on SEN support.

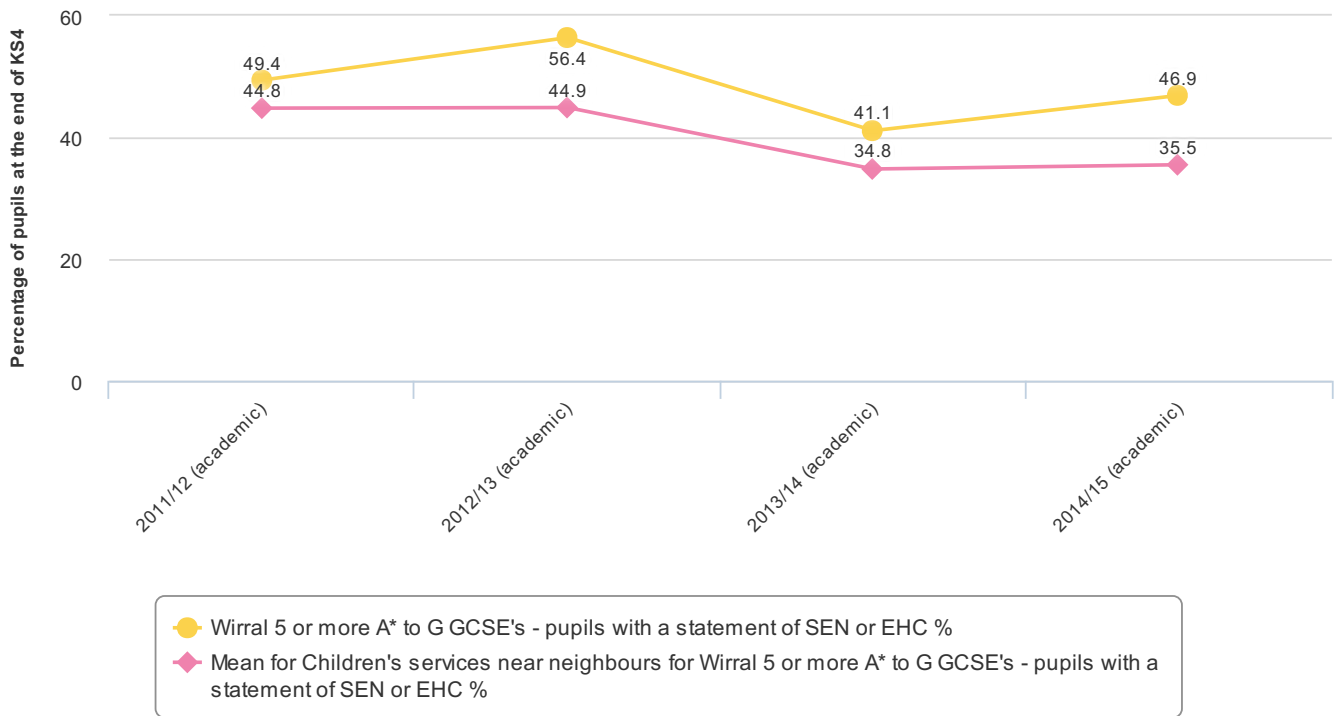
### % of pupils with SEN without a statement achieving 5 or more A\* to G GCSE's (from 2011/12 (academic) to 2014/15 (academic))



Source:

Metric ID: 4662, Department for Education, GCSE and equivalent attainment by pupil characteristics

### % of pupils with a statement of SEN achieving 5 or more A\* to G GCSE's (from 2011/12 (academic) to 2014/15 (academic))

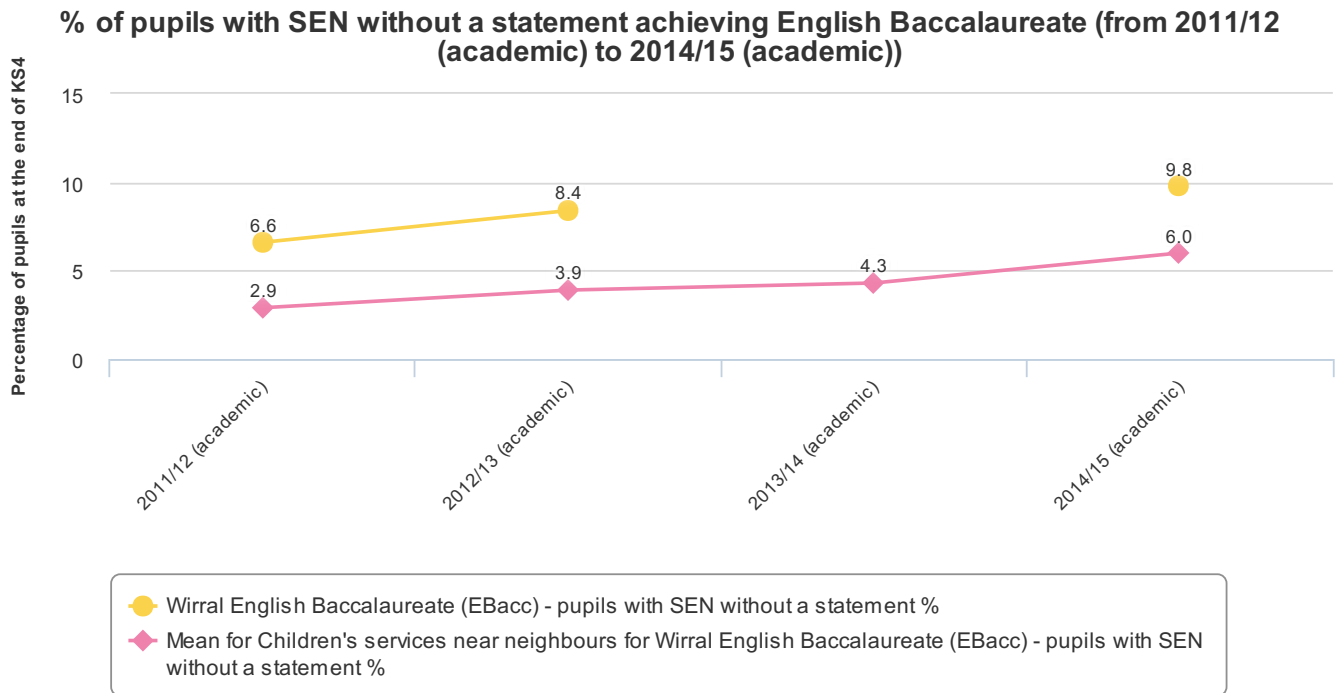


Source:

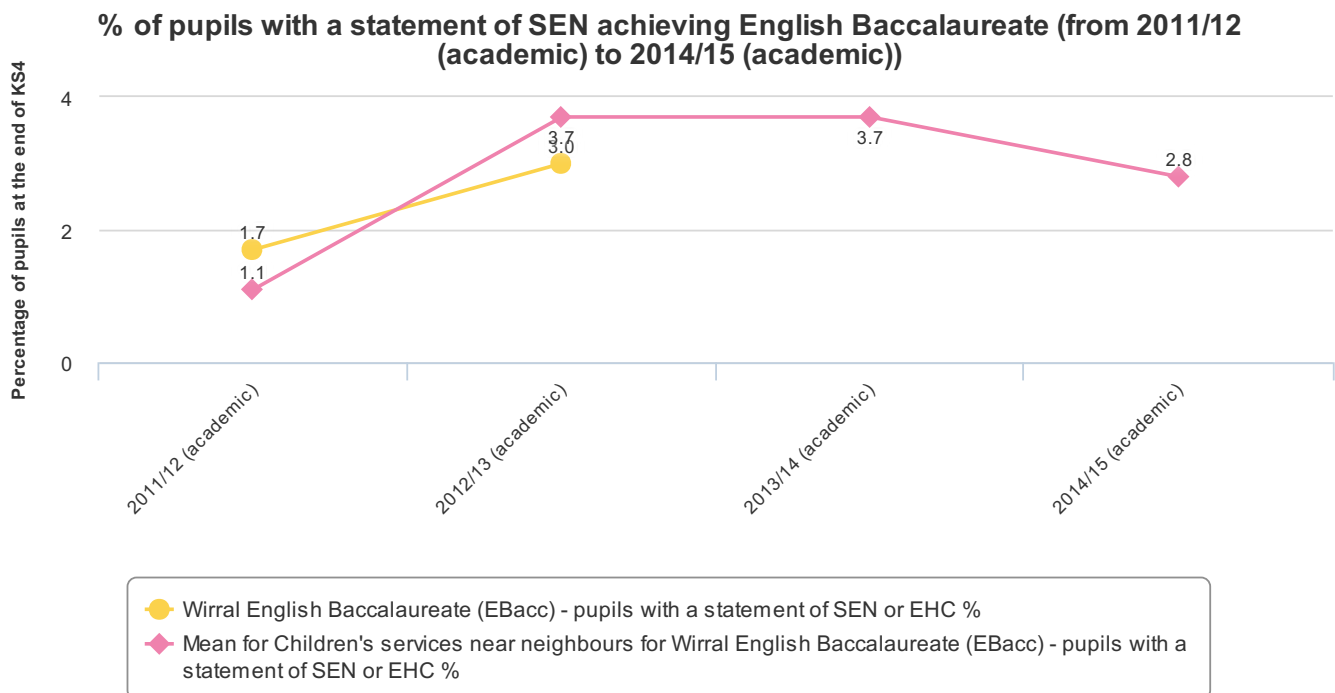
Metric ID: 4663, Department for Education, GCSE and equivalent attainment by pupil characteristics

The English Baccalaureate (EBacc) is a school performance measure. It allows people to see how many pupils get a grade C or above in the [core academic subjects](#) at key stage 4 in any government-funded school. Suppressed of pupils with statements of SEN or EHC plans and 9.8% of pupils on SEN support in Wirral achieve the Ebacc at KS4. This compares to the Children's services near neighbours for Wirral average of 2.8% for pupils with statements of SEN or EHC plans, and 6.0% for pupils on SEN support.

Please note that where values are not displayed, this is a result of them being suppressed, which means that the number of pupils is too low to be published.



Source:  
Metric ID: 4652, Department for Education, GCSE and equivalent attainment by pupil characteristics

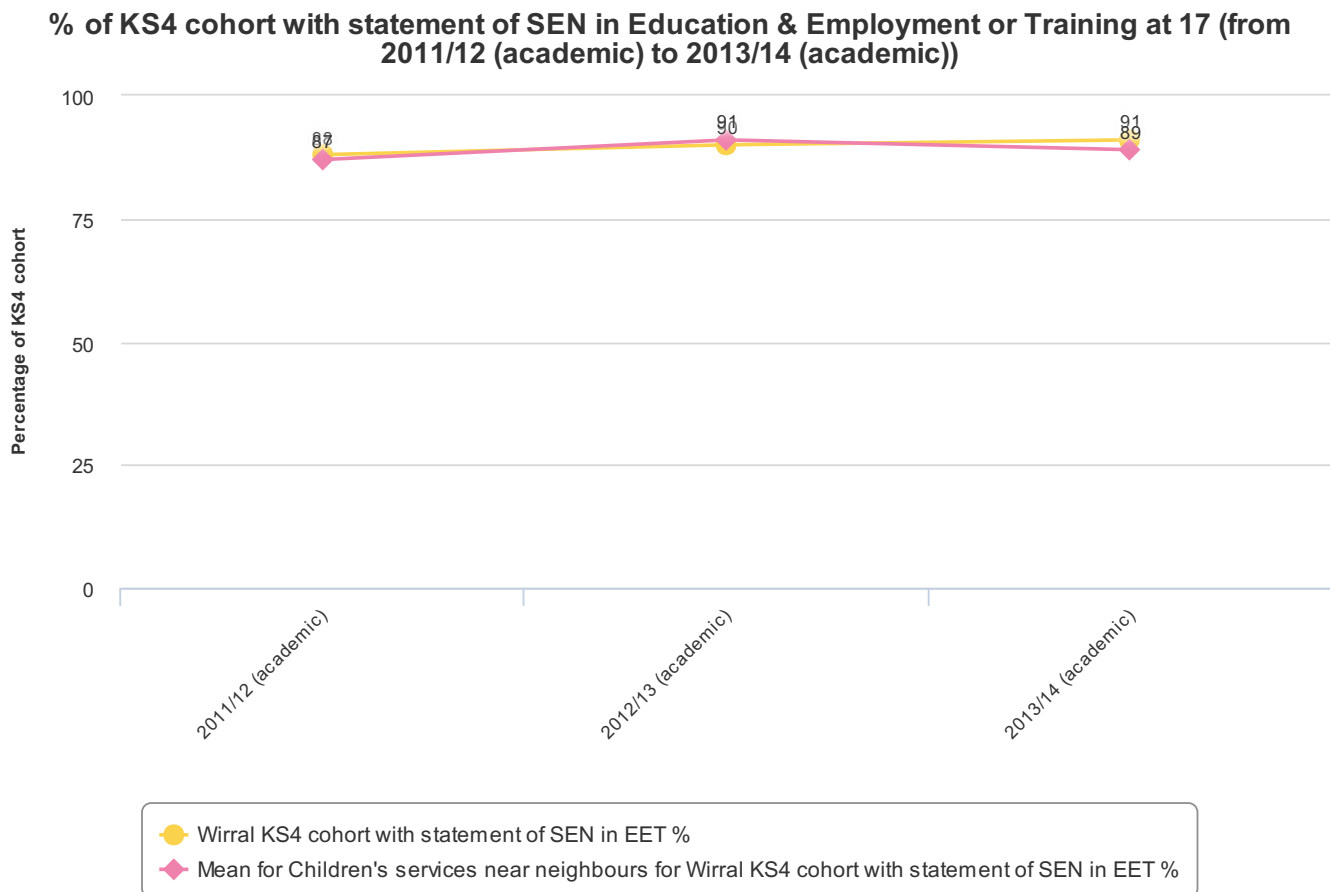


Source:  
Metric ID: 4653, Department for Education, GCSE and equivalent attainment by pupil characteristics

## Preparation for adulthood

The reforms placed increased emphasis on supporting children and young people with SEND to make a positive transition to adulthood, including paths to employment, good adult health, independent living and participating in society. For more information visit <http://www.preparingforadulthood.org.uk/>.

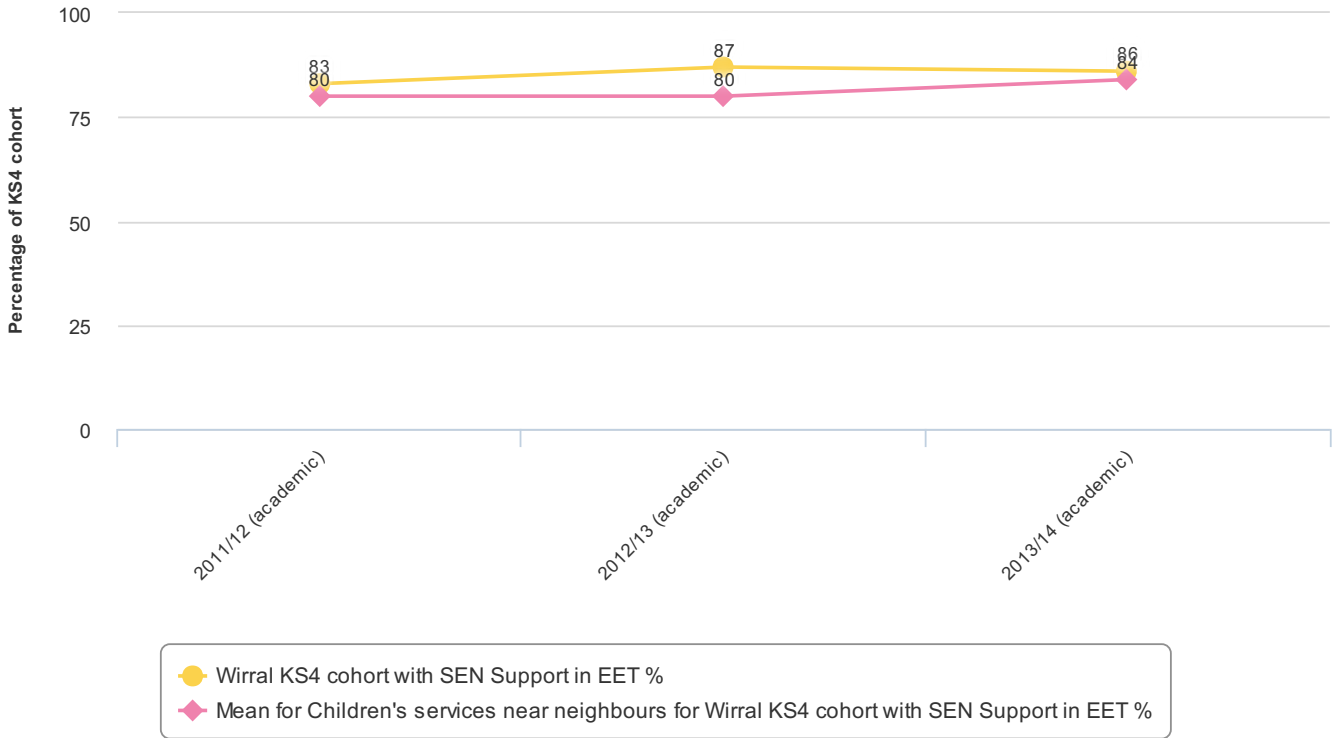
This first chart below shows the percentage of the Key Stage 4 SEN cohort in a sustained education, employment or training destination at 17. To be included in the measure, young people have to show sustained participation in education, training or employment destinations in all of the first two terms of the year after they completed key stage 4. In Wirral, 91% of the KS4 cohort with a statement were in education, employment or training at 17, this compares to the previous period of 90% and the Children's services near neighbours for Wirral average of 89%. Of those without a statement 86% were in education, employment or training at 17, 84% were in education, employment or training at 17 in Children's services near neighbours for Wirral.



Source:

Metric ID: 4689, Department for Education, Destinations of key stage 4 and key stage 5 pupils

**% of KS4 cohort with SEN Support in Education & Employment or Training at 17 (from 2011/12 (academic) to 2013/14 (academic))**



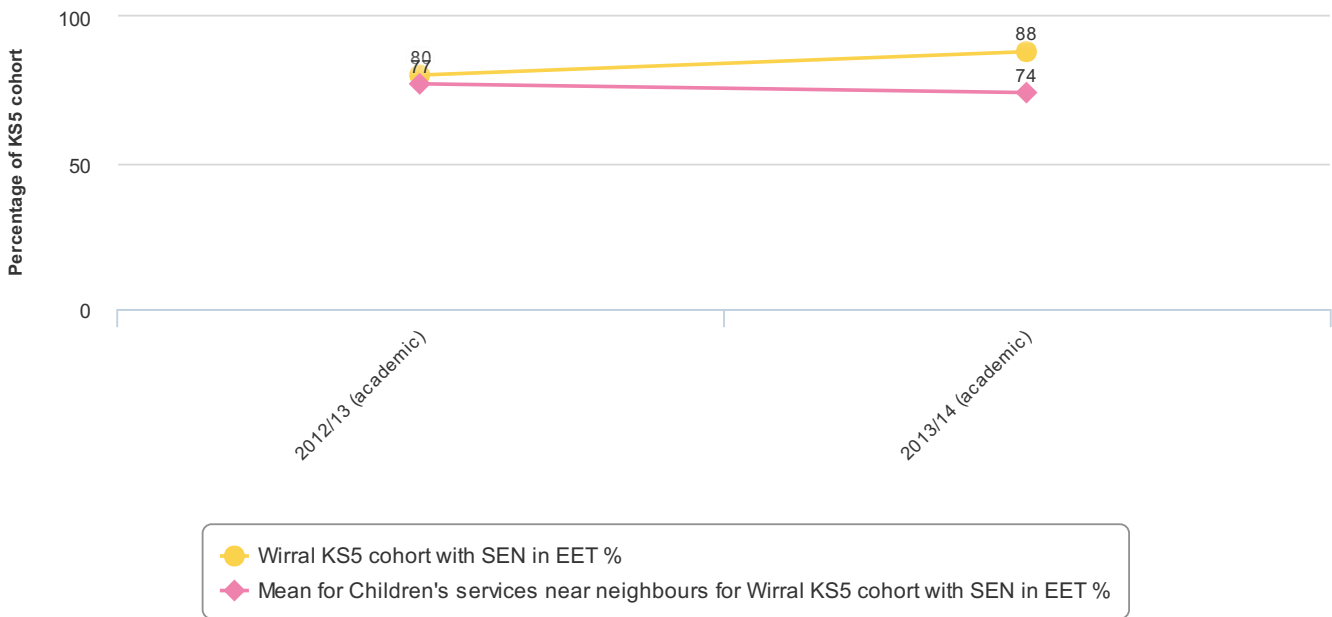
**Source:**

Metric ID: 4688, Department for Education, Destinations of key stage 4 and key stage 5 pupils

**Key Stage 5**

Key Stage 5 is the period of education covering pupils aged 16-18. The next chart shows the percentage of the Key Stage 5 SEND cohort in a sustained education, employment or training destination in the first two terms of the year after they completed A level or other level 3 qualifications. This is 88% in Wirral, which compares to 80% in the previous period, and the Children's services near neighbours for Wirral average of 74%.

**% of KS5 cohort with SEN in Education & Employment or Training at 17 (from 2012/13 (academic) to 2013/14 (academic))**



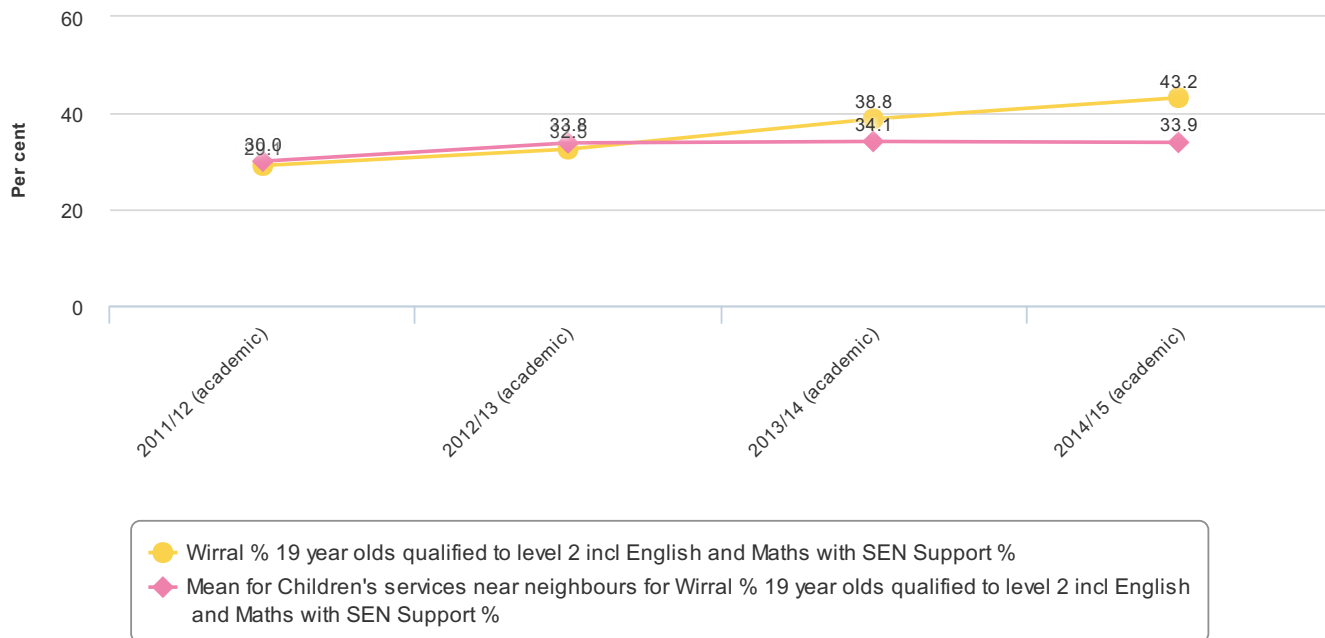
**Source:**

Metric ID: 4691, Department for Education, Destinations of key stage 4 and key stage 5 pupils

## Level 2

Attainment of Level 2 equates to achievement of 5 or more GCSEs at grades A\*-C or a Level 2 vocational qualification of equivalent size. The next chart shows that the percentage of the SEND cohort studying in Wirral at the age of 16 (academic age 15) who attain a Level 2 qualification, including English and Maths, by the age of 19, is 43.2%, compared to an average of 33.9 across Children's services near neighbours for Wirral. This compares to those with statement of which 16.7% attained a Level 2 qualification, including English and Maths in Wirral and 13.3% in Children's services near neighbours for Wirral.

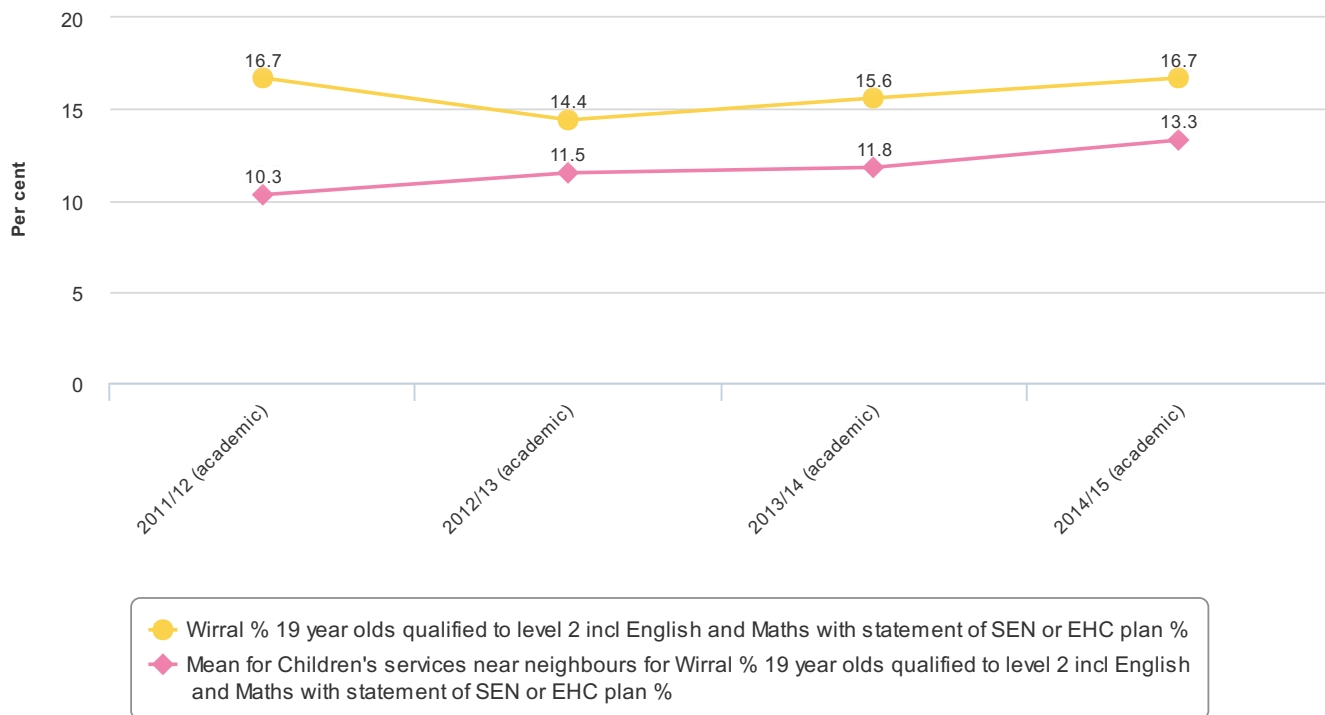
**% of 19 year olds with SEN Support qualified to level 2 including English and Maths (from 2011/12 (academic) to 2014/15 (academic))**



Source:

Metric ID: 4672, Department for Education, Level 2 and 3 attainment by young people aged 19

**% of 19 year olds with statement of SEN qualified to level 2 including English and Maths (from 2011/12 (academic) to 2014/15 (academic))**



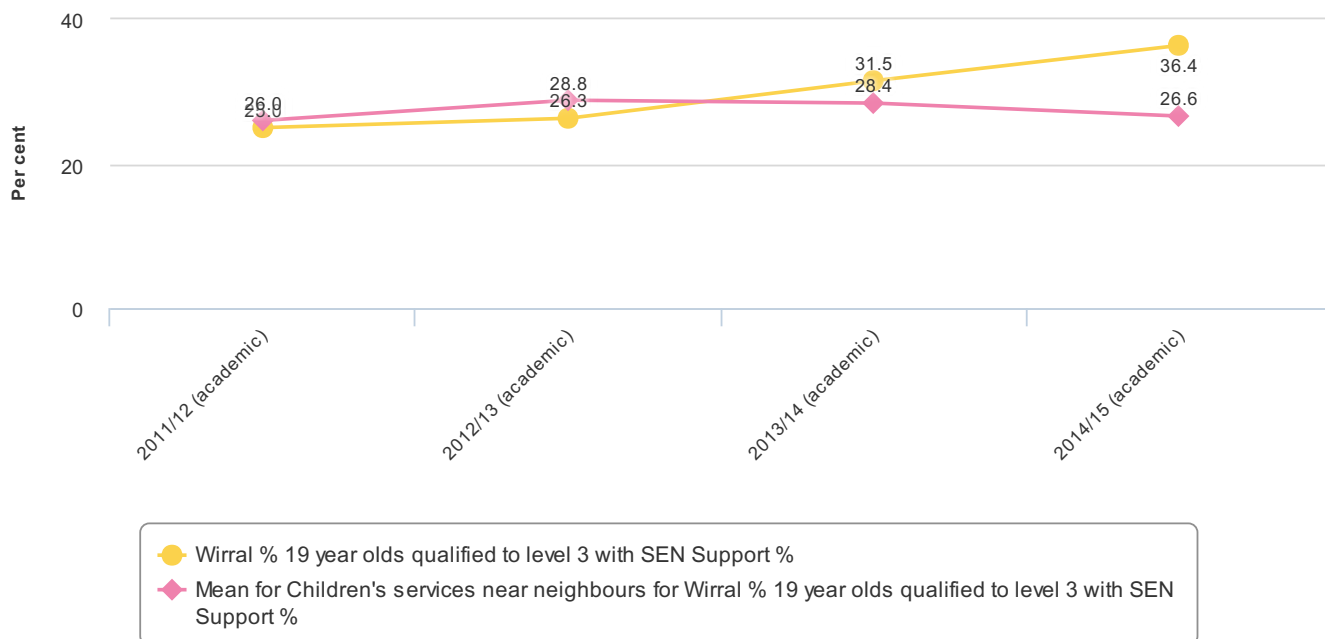
Source:

Metric ID: 4673, Department for Education, Level 2 and 3 attainment by young people aged 19

### Level 3

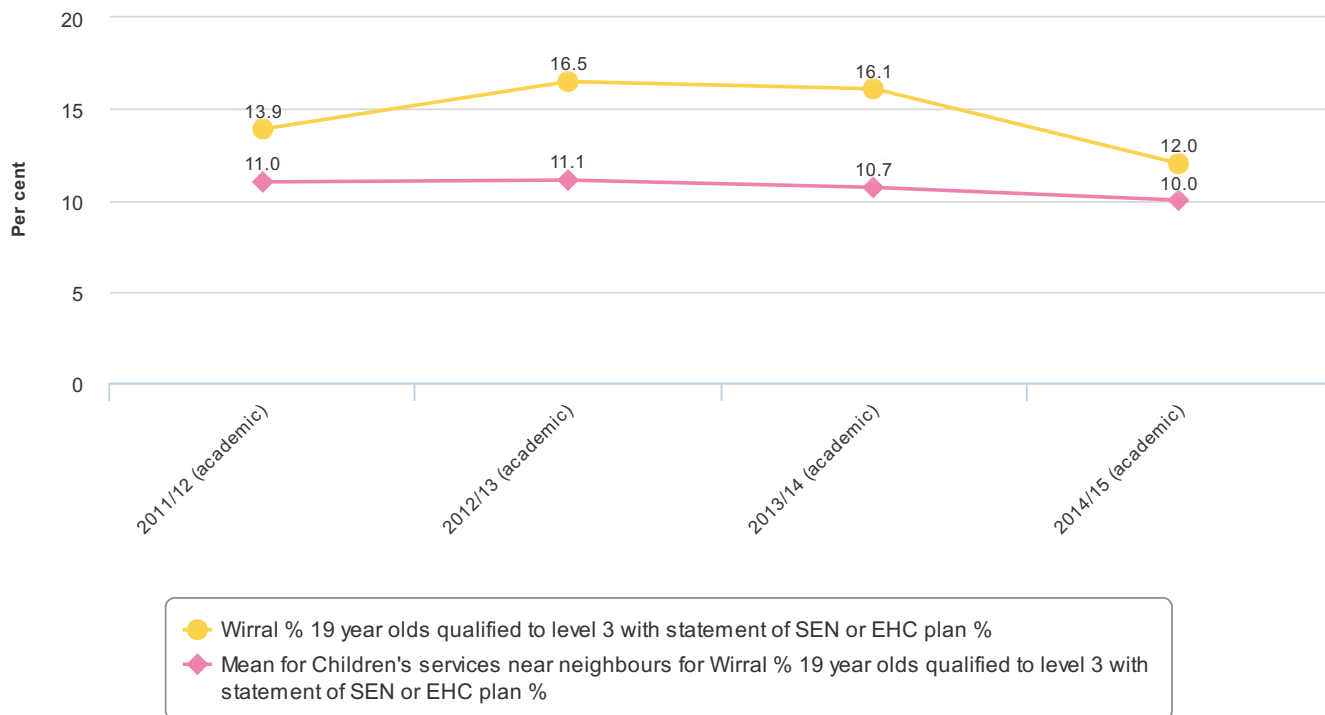
Attainment of Level 3 equates to achievement of 2 or more A-levels or equivalent qualifications. The following chart shows the percentage of the SEND cohort studying in Wirral at the age of 16 (academic age 15) who attain a level 3 by the age of 19 is 36.4% for those with SEN support and 12.0% for those with a statement or EHCP.

**% of 19 year olds with SEN Support qualified to level 3 (from 2011/12 (academic) to 2014/15 (academic))**



Source:  
Metric ID: 4678, Department for Education, Level 2 and 3 attainment by young people aged 19

**% of 19 year olds with statement of SEN qualified to level 3 (from 2011/12 (academic) to 2014/15 (academic))**

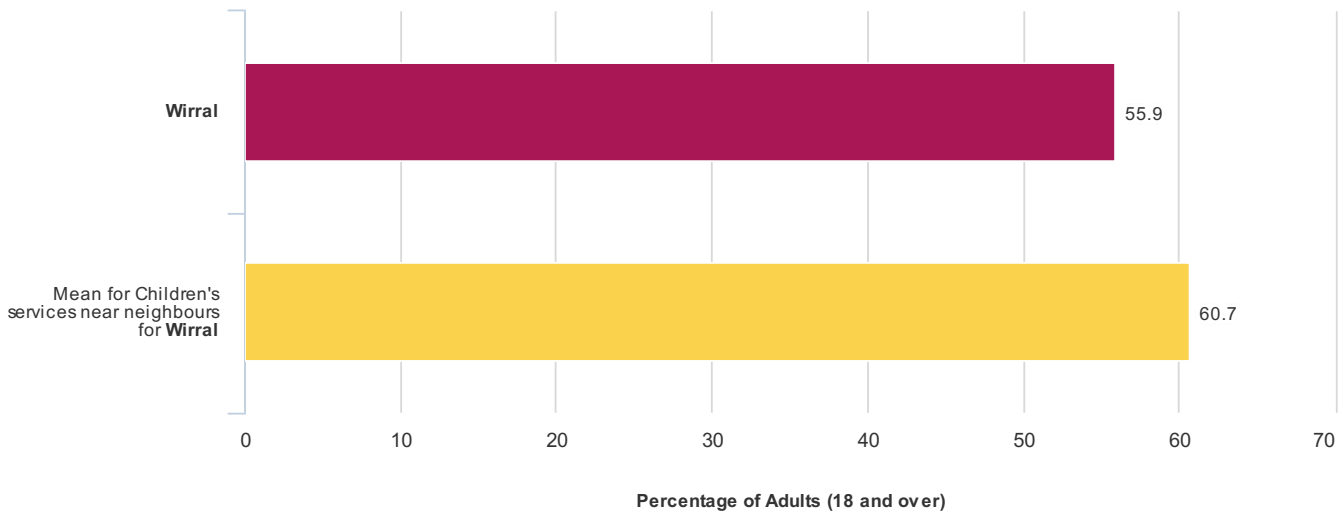


Source:  
Metric ID: 4679, Department for Education, Level 2 and 3 attainment by young people aged 19

## Settled Accommodation

Settled accommodation refers to secure, medium to long term accommodation. Non-settled accommodation refers to accommodation arrangements that are precarious, or where the person has no or low security of tenure/residence in their usual accommodation and so may be required to leave at very short notice. In Wirral, 55.9% of adults defined as 18-65 year olds) with learning disabilities are in settled accommodation, compared to 52.4% in the last period and the Children's services near neighbours for Wirral average of 60.7%.

**% of adults with learning disabilities in settled accommodation (2010/11)**

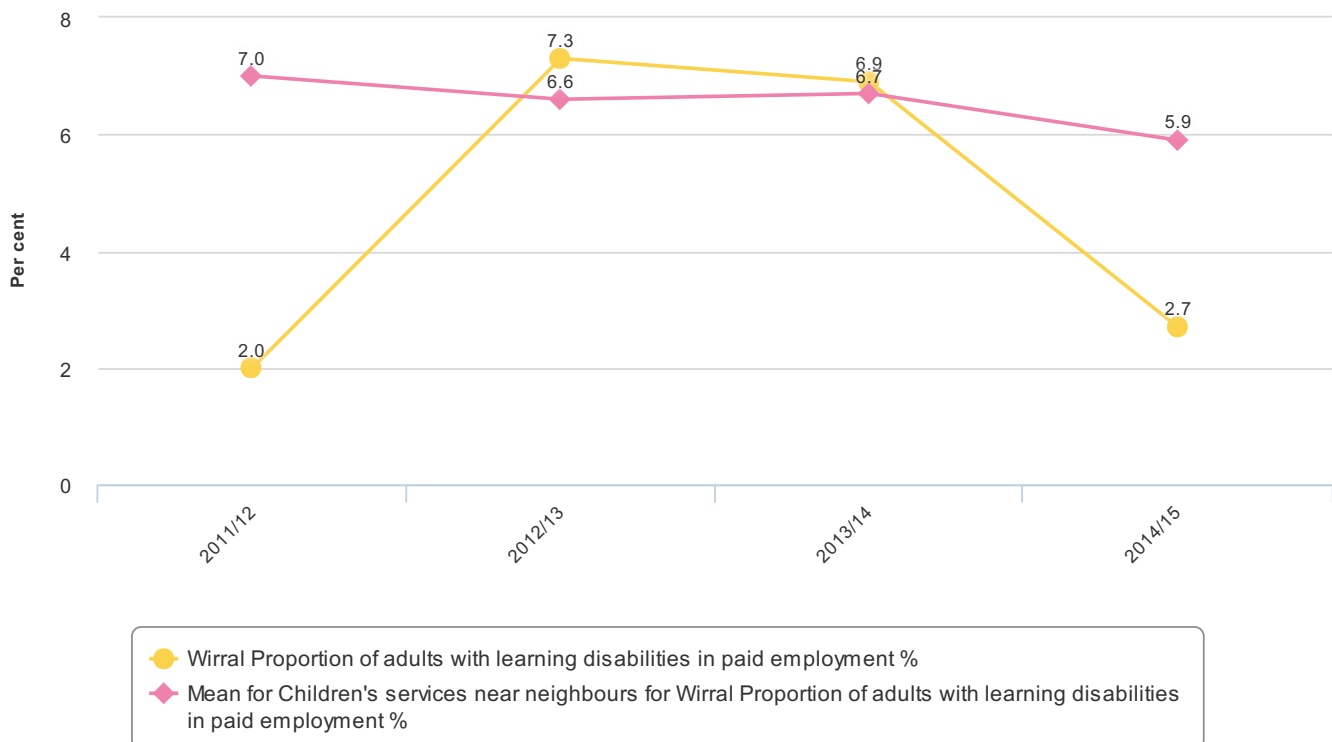


**Source:**

**Metric ID:** 133, National Adult Social Care Intelligence Service (NASCIS), Adult Social Care Combined Activity Returns data

In Wirral, 2.7% of adults with learning disabilities are in employment, compared to 6.9% last year and a national average of 5.9%.

**% of adults with learning disabilities in paid employment (from 2011/12 to 2014/15)**



**Source:**

**Metric ID:** 1095, Health and Social Care Information Centre, Measures from the Adult Social Care Outcomes Framework, England

## Experience of the system

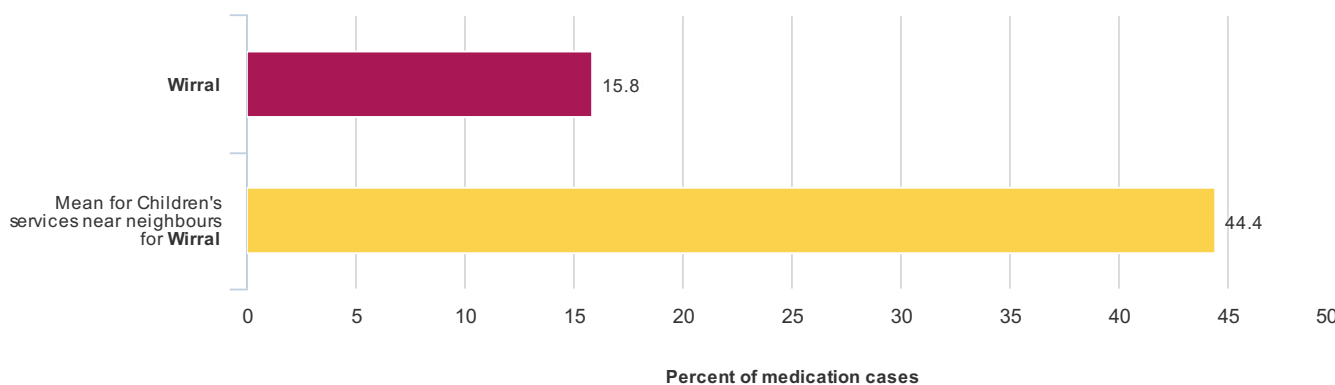
A central aim of the reforms was to ensure that the experience of gaining support was positive for children, young people and their families.

If a child's parent or the young person is dissatisfied with their EHC needs assessment or plan, they can appeal to the First-tier (SEN and Disability) Tribunal. The tribunal hears appeals against decisions made by the local authorities.

Mediation is when an impartial person, who is trained to deal with two opposing sides, acts as a referee in a dispute. Effective mediation provides a cost effective alternative in resolving disputes between parents, young people, health services and/or local authorities concerning the provision made for children with SEN.

The proportion of SEND mediation cases that went on to appeal in Wirral was 15.8% mediation cases. There was a 1.4 ratio per 10,000 registered appeals to the SEND tribunal per 10,000 of its school population. This compares to a Children's services near neighbours for Wirral average of 1.8 per 10,000.

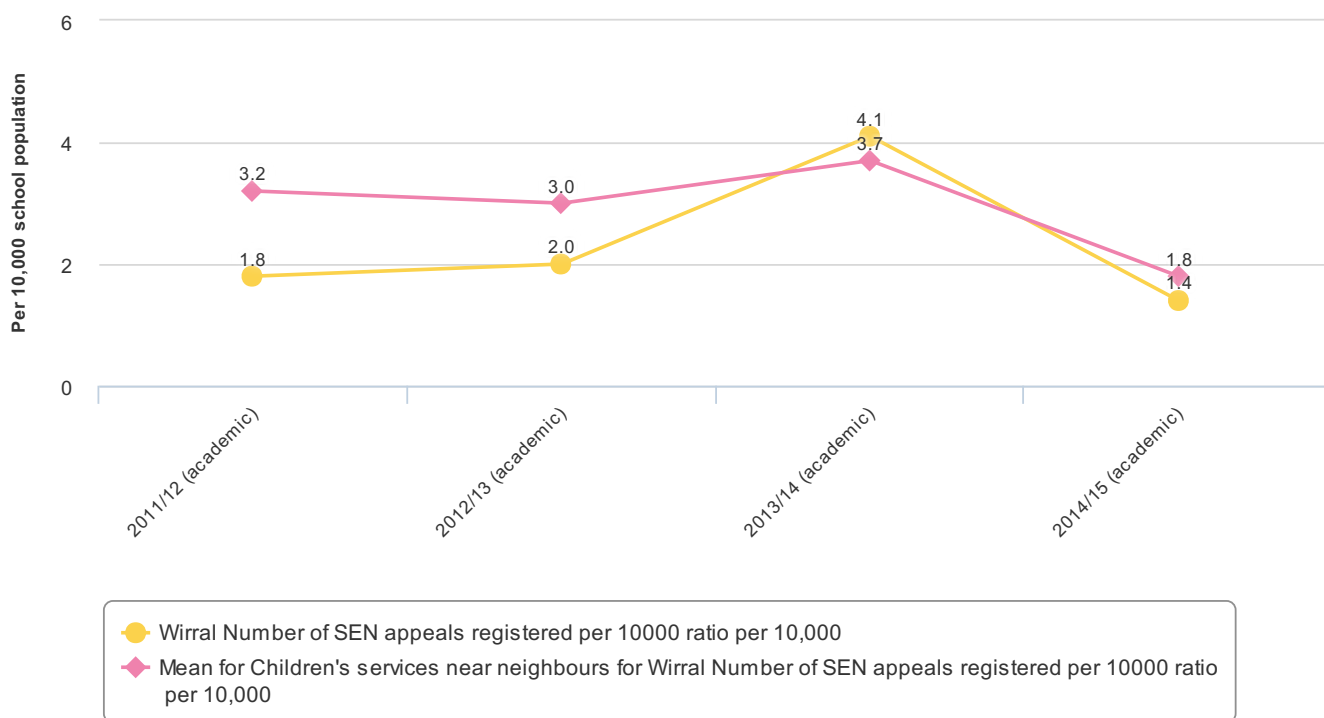
### % of Special Educational Needs and Disability mediation cases that went on to appeal (2015)



Source:

Metric ID: 4864, Department for Education, Statements of SEN and EHC plans England

### No. of SEN appeals per 10,000 of school population (from 2011/12 (academic) to 2014/15 (academic))



Source:

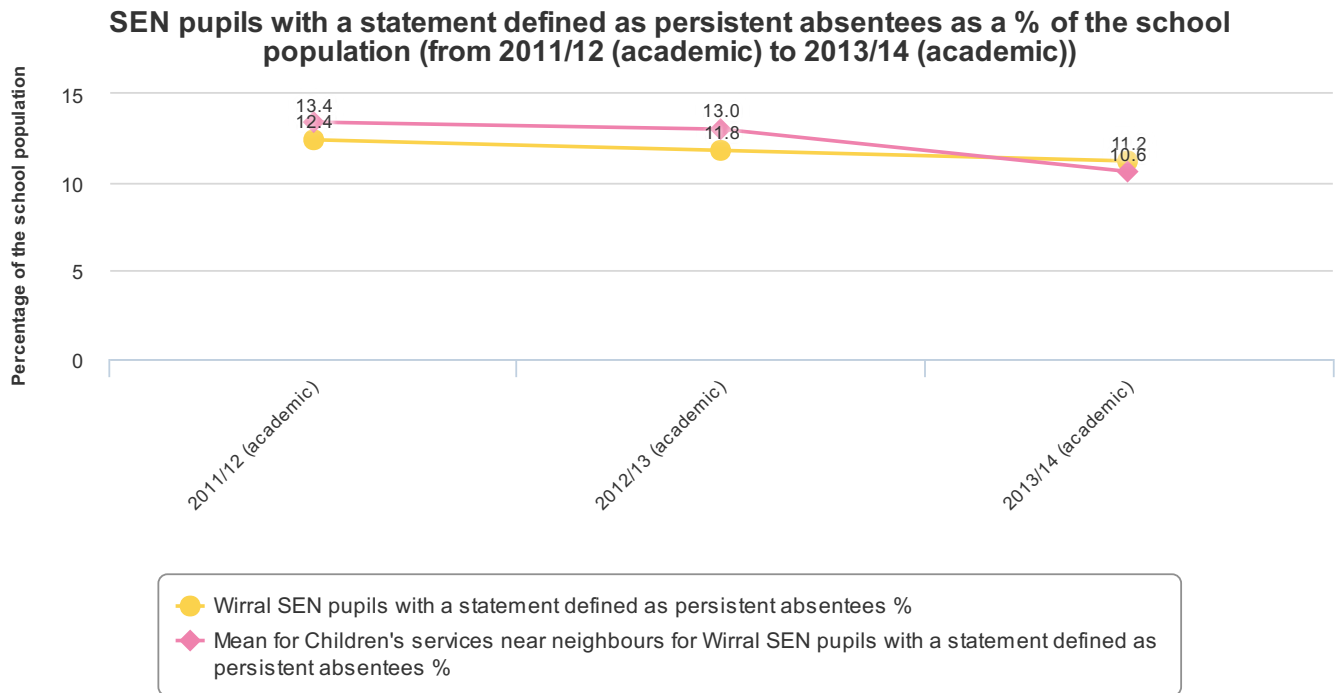
Metric ID: 4734, Ministry of Justice, Tribunals and gender recognition certificate statistics quarterly



## Absence

Persistent absentees are defined as pupils who have missed 15% or more of school sessions through authorised or unauthorised absence. In Wirral 11.2% of pupils with statements or plans were persistent absentees.

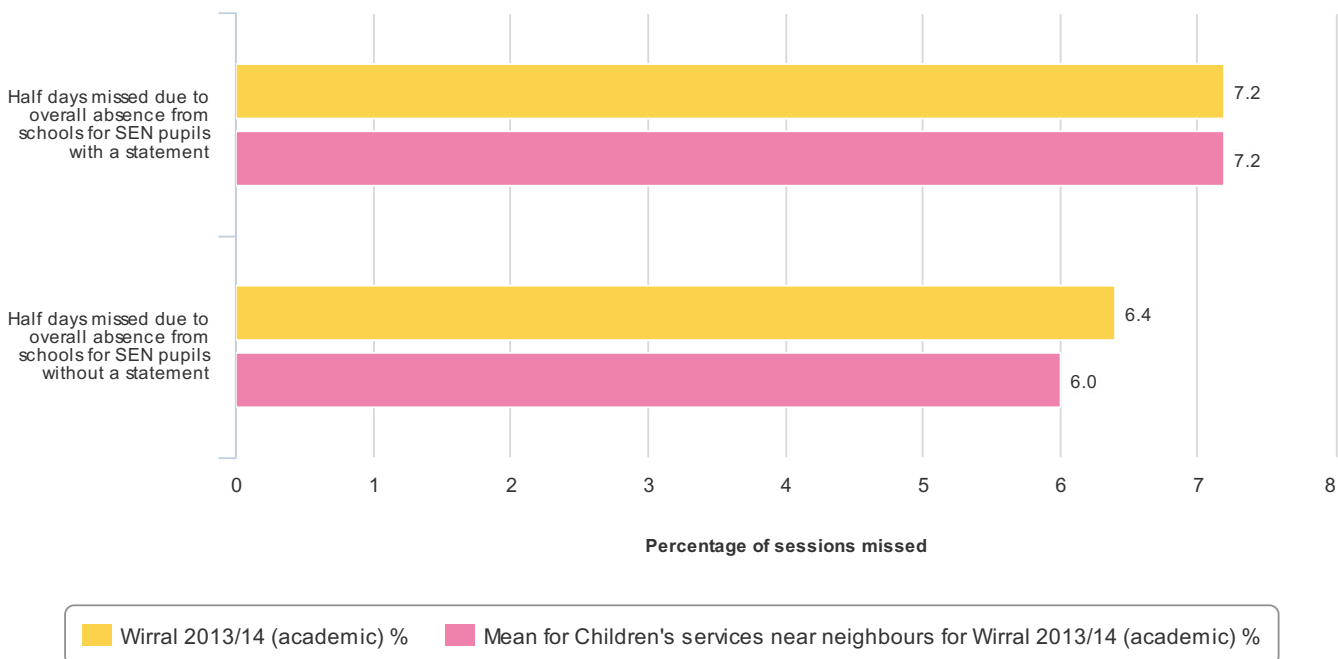
7.2% of sessions were missed due to overall absence from schools for SEN pupils with a statement, the Children's services near neighbours for Wirral average was 7.1%. A session is defined as half a day – morning or afternoon. Overall absence is the total number of overall absence sessions as a percentage of the total number of possible sessions available to that enrolment.



Source:

Metric ID: 4727, Department for Education, Permanent and Fixed Period Exclusions from Schools in England

## % of sessions missed due to overall absence from schools for SEN pupils 2013/14 (academic)



Source:

Metric ID: 4722, Department for Education, Permanent and Fixed Period Exclusions from Schools in England

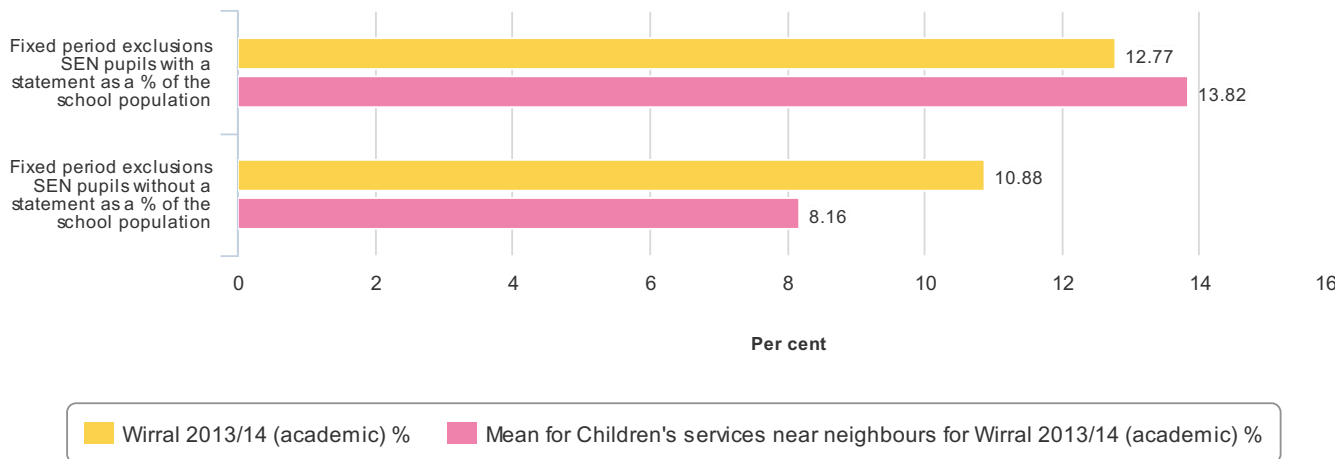
Metric ID: 4719, Department for Education, Permanent and Fixed Period Exclusions from Schools in England

## Exclusion

Fixed period exclusion refers to a pupil who is excluded from a school for a set period of time. A fixed period exclusion can involve a part of the school day and it does not have to be for a continuous period. A pupil may be excluded for one or more fixed periods up to a maximum of 45 school days in a single academic year.

In Wirral, the rate of fixed term exclusions for SEN pupils - calculated by taking the number of fixed term exclusions for SEN pupils and dividing it by the total number of SEN pupils in the LA - was 12.77%. This compares to an average of 13.82% in Children's services near neighbours for Wirral.

### Fixed period exclusions for SEN pupils as a % of the school population (2013/14 (academic))



#### Source:

Metric ID: 4732, Department for Education, Permanent and Fixed Period Exclusions from Schools in England

Metric ID: 4729, Department for Education, Permanent and Fixed Period Exclusions from Schools in England

A permanent exclusion refers to a pupil who is excluded and has their name removed from the school register. Such a pupil would then be educated at another school or via some other form of provision.

In Wirral the permanent exclusion rates for SEN pupils with a statement was 0.00%, compared to the previous period when it was a rate of 0.00%. In Children's services near neighbours for Wirral the rate is 0.02%, which has increased since the previous period (0.02%).

Please note that where values are not displayed, this is a result of them being suppressed, which means that the number of pupils is too low to be published.

### Permanent exclusions from school for SEN pupils with a statement as a % of the school population (from 2011/12 (academic) to 2013/14 (academic))

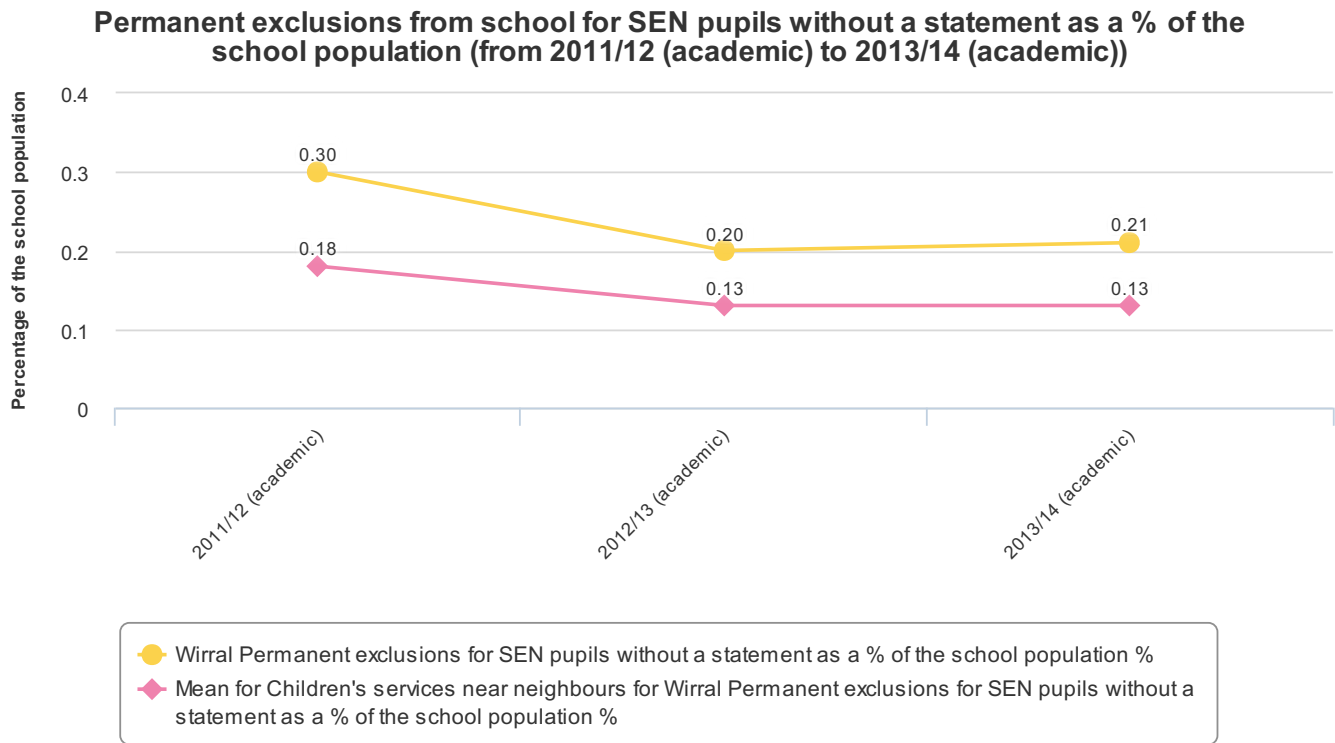


#### Source:

Metric ID: 4709, Department for Education, Permanent and Fixed Period Exclusions from Schools in England

In Wirral the permanent exclusion rates for SEN pupils without a statement was 0.21%, compared to the previous period when it was a rate of 0.20%. In Children's services near neighbours for Wirral the rate is 0.13%, which has decreased since the previous period (0.13%).

Please note the time series may be broken if values are suppressed.



Source:

Metric ID: 4706, Department for Education, Permanent and Fixed Period Exclusions from Schools in England